PARTS LIST

OF

WHITE STEAM CAR

MODEL "O"

THE WHITE COMPANY

CLEVELAND, OHIO

PARTS LIST

OF

WHITE STEAM CAR

MODEL "O"

CAR NUMBER 7250



THE WHITE COMPANY

CLEVELAND, OHIO

SPECIAL NOTICE

WHEN ordering parts, in order to avoid errors and unnecessary delays, we respectfully request the strict observance of the following rules:

Always give the car number found on the number plate.

In ordering cushions, seat covers, tops, etc., also give model of the car, style of body and color.

In ordering rear axle parts give ratio of gears.

INDEX

	Page
Acetylene Gas Pipe and Tank	43
Air Line with Connections	25
Apron, Engine	45
Axle, Front	5
Axle, Rear	7
Body with Fittings	37
Body and Seat Irons	37
Brake, Emergency, with Rings and Shaft Complete	31
Brake, Foot, Complete with Bands	31
Bracket, Gas Lamp	43
Bracket, Oil Lamp	43
Burner	19
Change Gear Pull Rod	31
Condenser	9
Dash	47
Dirt Trap, Gasoline	27
Driving Shaft	5
Engine	11
Fan and Bracket, Condenser	9
Feed Water Heater	15
Fire Gauge with Pipe Connections	25
Flow Motor	27
Frame	47
Gasoline Line with Fittings	27
Generator	17
Hood and Fittings	35
Horn	41
Lamps	39
Luggage Carrier	43
Mud Guards, Front	35
Mud Guards, Rear	35
Oil Line with Connections	33
Pilot Light	19
Pump, Hand Air	25
Pump, Hand Water	23
Pump, Oil Complete	33
Running Boards Complete with Wind Shields	35
Shaft, Reverse	31
Springs, Front	47
Springs, Rear	47
Steam Line and Connections	21
Steering Rods	29
Steering Stem Complete with Bracket and Throttle Rod	29
Tank, Gasoline with Try Cocks	27
Tank, Water with Fittings	27
Thermostat	21
Throttle Complete with Throttle Lever Straps	29
Tires	5
Tire Air Checks	25
Tire Holders	43
Tools	39
Tool Box	41
Top, Cape	41
Universal Joints, Front and Rear	5
Valves, Gasoline Tank	27
Valve, Main Fire	19
Valve, Main Starting	19
Valve, Oil	33
Vaporizer	19
Water Cushion Plunger	27
Water Line and Fittings	23
Water Regulator	23
Wheels, Front	5
Wheels, Rear	5

Tires, Front Axle, Steering Arms, Wheels, Driving Shaft and Universal Joints



Tires, Front Axle, Steering Arms, Wheels, Driving Shaft and Universal Joints

Tires

Stock No.	No. per Car		Price
	* 4	32"x3½" Front and Rear outer Casings	
	* 4	32"x3½" Front and Rear Inner Tubes	
	* 4	Rims Strips	
	* 2	Tire Fingers	
	* 1	Repair Kit	
	*16	Clips	
	*16	Clip Screws	

Front Axle with Steering Arms

06 O	1	Front Axle	
010 O	1	Steering Arm Stem R. H	
010½O	1	" " R.H	
S031 C	1	" " Ball Joint	
011 O	1	" " Stem L. H	
0011¼O	2	" " Friction Collar	
011½O	1	" " L. H	
012 O	2	" " Bearing Pin	
S036½G	2	" " " " Nut	
S010 O	2	" " Lock Pin	
0012½G	4	" " Bearing Pin Bushing	
S0289½G	4	" " Nut 5/8"–20	
S0289¾G	4	" " " Washers 1¼"x5/8" x1/16"	
0099 K	2	" " Bearing Grease Cup	
0099½K	2	" " " " " Caps W/0099-K	
095 O	2	" " Oil Tube	
# 304 O	2	" " Outer Bearing	
# 307 O	2	" " Inner "	

Front Wheel

*	2	Front Wheels 32"x3½"	
85 O	2	" Wheel Hubs	
85½O	2	" " Hub Flange	
	10	" " " Bolts	
	10	" " " Bolt Nuts	
0086 O	2	" " " Dust Cap	
S086 O	2	" " " Inner Dust Cover	

Stock No.	No. per Car		Price
0097 C	2	Front Wheel Oil Sleeve Tube ⅛" x1¾"	
0097½C	2	" " Oil Sleeve Tube Caps	

Rear Wheel

* O	2	Rear Wheel 32"x3½"	
0086½O	2	" " Hub Dust Cap	
87 O	2	" " "	
S087 O	2	" " " Lock Nut 1¾"x16	
087¼O	2	" " " " Washer	
87½O	2	" " " Drums	
	12	" " " Bolts	
	12	" " " " Nuts	
87¾O	2	" " " Flange	

Driving Shaft

68½O	1	Driving Shaft Rear Boots	
069 O	1	" " Tube 1¼"x7/8"x64"	
S069 O	1	" " " Square	
073 O	1	" " Toggle	
0099 O	2	" " Grease Cup	

Front and Rear Universal Joints

068 F	2	Universal Joints	
S068 F	2	" " Small Pin 11/16"x4⅝"	
S071 F	2	" " Large Pin 15/16"x4⅝"	
071½F	2	" " Center	
S068¼F	8	" " Dust Cap Screws	
S068½F	8	" " " Caps	
S013 F	4	" " Binder Bolts 7/16"x2"	
S036½E	4	" " Binder Bolt Nuts 7/16"	
68¾O	1	" " Rear Boot	
072 O	1	" Sliding Joint	

The White Company, Cleveland, Ohio

Parts marked "*" Not Shown

Rear Axle


S036-C.
056½0.
309-1-0.
47-0.
47¼0.
309-2-0.
54-0.
57-0.
060½0.
56-0.
0170-0.
059¾0.
055-0.
0047½G.
309-3-0.
00171-0.
066-0.
058-0.
00177½0.
0175-0.
0176-0.
S057-0.
060-0.
S07-G.
309-4-0.
065-0.
079-0.
S0079-0.
40½F.
S0129-D.
065¾0.
067½0.
067¼0.
0176½0.
S081-A.
54½0.
065½0.
S0147¾H.
064½0.
065¼0.
064-0.
0099-0.
048½0.
049½0.
S036½G.
067-0.
067¾0.
070¼0.
070-0.
070½0.
404-1-0.
307-1-0.
S054¾0.
054¼0.
S0102-E.
074½0.
S00351-G.
S0054-C.
061-0.

Rear Axle

Stock No.	No. per Car			Price
S07 G	8	Rear Axle	Compensating Gear Housing Bolt Nut	
* S017 O	2	" "	Gear Case Cover Dowell Pin ⅜"x1"	
S036 C	2	" "	Truss Rod Nut 7/16" Hex	
40½F	1	" "	Change Gear Shifter Lever	
47 O	1	" "	Spindle Sleeve R. H	
47¼O	1	" "	" " L. H	
0047½G	2	" "	Brake Wing Bushing 15/16"x13/16"x3/16"	
54 O	1	" "	Gear Case Bottom	
054¼O	18	" "	Sleeve Bolt and Truss Rod Lock Washer 7/16"	
54½O	1	" "	Gear Case Top	
S054¾O	16	" "	Sleeve Bolt 7/16"x1¼"	
055 O	1	" "	Driving Gear 3 to 1-5 P	
S081 A	1	" "	Change Gear Shifter Wedge Pin Nut	
* 055¼O	1	" "	Driving Gear 3½ to 1—5 P	
* 055¾O	1	" "	" " 2 to 1—5 P	
56 O	1	" "	Compensating Gear Case R. H	
056½O	1	" "	Truss Rod 7/16"x46¼"	
57 O	1	" "	Compensating Gear Case L. H	
S057 O	4	" "	" " " Stud 9/16"x4½"	
058 O	2	" "	Compensating Spindle Gears	
059¾O	1	" "	Outer Pinion Shaft Bearing Lining Washer	
060 O	4	" "	Compensating Gear Pinion	
060½O	1	" "	" " " Spider	
061 O	2	" "	Spindle	
064 O	2	" "	" Nuts ¾"–16"	
064½O	2	" "	" Nut Washer 1½"x¾"x⅛"	
065 O	1	" "	Driving Pinion Shaft	
065¼O	1	" "	Inner Bearing Shaft Washer	
065½O	1	" "	Driving Pinion Shaft Lock Washer	
065¾O	1	" "	" " " Check Spring	
066 O	1	" "	" Gear Pinion 3 to 1—5 P	
* 066½O	1	" "	" " " 3½ to 1—5 P	
* 066¾O	1	" "	" " " 2 to 1—5 P	
067 O	1	" "	Ball Bearing Ring and Dust Cap	

Stock No.	No. per Car			Price
067¼O	1	Rear Axle	Driving Pinion Shaft Lock Washer	
067½O	1	" "	" " " " Nut 1⅜"	
067¾O	1	" "	Ball Bearing Ring Lock	
070 O	2	" "	Gear Case Lock Nut	
070¼O	2	" "	" " " " Oil Retainer	
070½O	2	" "	" " " " Key	
079 O	1	" "	Slide Gear Shifter Lever	
S0079 O	2	" "	" " " Blocks	
0099 O	4	" "	Grease Cups	
0099½O	4	" "	" Cup Caps Shown W/0099-O	
S0129 D	1	" "	Change Gear Shifter Lever Wedge Pin	
S0147¾H	1	" "	Driving Pinion Shaft Bearing Lock Nut	
0170 O	1	" "	Change Gear Roller Bearing Shaft	
00171 O	2	" "	" " " "	
S0170½O	1	" "	" " " " Shaft Pin Shown W/0170-O	
0175 O	1	" "	Sliding Quill Gear	
0176 O	1	" "	" Change Gear	
S0102 E	7	" "	Gear Case Cap Screw 5/16"x1" Hex	
0176½O	1	" "	Driving Pinion Shaft Washer	
00177½O	1	" "	" " " Gear Bushing	
'048½O	2	" "	Ball Cone Retainer	
049½O	4	" "	" " " Bolts	
S036½G	4	" "	" " " Bolt Nuts	
S00351 G	1	" "	Case Filling Hole Plug	
074½O	7	" "	Gear Case Cap Screw Lock Washer 5/16"	
S0054 C	2	" "	¼" Pipe Plug	
309–1 O	2	" "	Spindle Inner Bearing	
309–2 O	2	" "	" " " Cone	
309–1 O	2	" "	" Outer "	
309–2 O	2	" "	" " " Cone	
309–3 O	8	" "	" Inner and Outer Bearing Rings	
309–4 O	48	" "	Spindle Inner and Outer Bearing Ring Spacers	
404–1 O	1	" "	Pinion Inner Bearing	
307–1 O	1	" "	" Outer "	

The White Company, Cleveland, Ohio

Parts marked "*" Not Shown

Condenser, Condenser Fan and Bracket



Condenser, Condenser Fan and Bracket

Condenser

Stock No.	No. per Car			Price
S0105½GG	4	Cond.	Gland Screws ⅜"x1⅛" Hex.	
S0105½GG	2	"	Overflow Check Ell Screws	
443 O	1	"	Frame	
S0443 C	106	"	Tube Stuff. Box Glands	
443½O	1	"	" Support Plate	
S0443½G	4	"	" " " Screws	
444 O	1	"	Bottom Cap	
444½O	1	"	Top and Bottom Cap Gasket	
445 O	1	"	" Cap	
S00445 G	2	"	Frame Nuts	
446 O	53	"	Tubes	
0446¼H	1	"	Overflow Check Spring	
00446½O	1	"	" " Valve W/ Stem	
00446¾O	1	"	" Check Valve Stem Washer	
447 O	1	"	" Ell	
00447¼O	1	"	" Pipe	
00447½O	1	"	" Valve Seat	
448 O	1	"	Stuff. Box Gland	
448½H	106	"	Tube Gasket	
00449 C	1	"	Pet Cock	
00449 G	20	"	Cap Screw Gasket	
S0449 G	36	"	" Screws ⅜"x1¼"	
00449¼G	16	"	" Screw Gaskets	
604 G	1	"	Hood Bracket R. H. Front	
604¼G	1	"	" " L. H. Front	
S0707 G	4	"	" " Screws	

Condenser Fan and Bracket

Stock No.	No. per Car			Price
S035 A	1		Fan Bracket Spring Adj. Screw Lock Nut ½"	
S036½E	2	"	Shaft Bracket Bolt Nut 7/16"	
0099 O	1	"	Bracket Grease Cup	
0289½O	1	"	Shaft	
S0289½G	2	"	" Nut	
S0289¾G	2	"	" " Washer	
290 O	1	"	" Bearing Socket	
S0290 O	1	"	" Bracket Bolt 7/16"x4⅛" Hex	
S0290½O	2	"	" Bracket Bolt 7/16"x3" Hex	
291 O	1	"		
0293 KK	2	"	" Bearing Cup	
0293½KK	2	"	" " " Cone Shown W/Cup 0293 KK	
	20	"	" Bearing Balls ½" Shown W/Cup 0293 KK	
0294 K	2	"	" Bearing Dust Washer 2½"x13/16"x1/16"	
0294½K	2	"	" Bearing Lock Keys	
0295 O	4	"	" " Ball Cage Shown W/Cup 0293 KK	
0295½O	20	"	" Bearing Ball Cage Spacers Shown W/Cup 0293KK	
367½O	1	"	Belt	
389 O	1	"	Shaft Adj. Spring	
S0390 O	1	"	" " Screw 1½"x2¼"	
0390¼O	1	"	Bracket Hinge Pin 7/16"x5 13/16"	
390½O	1	"	Shaft Bracket	
S0390½O	1	"	" Adj. Spring Pad	
114½O	1	"	Pulley	

The White Company, Cleveland, Ohio

Engine


103-0.
0974½0.
101-0.
100-0.
0126-0.
0126½0.
S0155½G.
00974-0.
0157-0.
0157½0.
309-1-0.
*309-2-0.
*309-3-0
S036½G.
309-4-0.
0126¼0.
S0129-D.
S081-A.
00155½0.
S0131-C.
0127-0.
*308-3-0.
*308-4-0.
0122-0.
0124-0.
S0122-C.
0183¼0.
0112-0.
0112½0.
S0183½0.
0127½0.
154-0.
0153-0.
S0153-0.
S0394-A.
0147-0.
S0147-0.
0112¼0.
S055-C.
S0183-0.
S0129-E.
S0153½0
0184-0.
S081-A.
185-C.
S0185-C.
S0184-C.
S052-C.
0152¼0.
0152-0.
0152½0.
0193-0.
S0127½0.
S0154-0.
S013½0.
0104-0.
S036½E.
S055½C.
S0193-0.
S0156-0.
S0125-0.
S0193½0.
S0176-0
S0125½0.
S0127-0.
S0289¾G.
00386-A.
114-0.
0172-0.
0172½0.
087¼0.
S087-0.
S0289½G.
132-0.
133-0.
0294½K.
0156-0.
132½0.
S054-C.
S014½C.

Engine

Stock No.	No. per Car		Price
100 O	1	Engine Frame	
00386 A	1	" " Plug	
101 O	1	" " Bottom Plate	
S054 C	1	" " Pipe Plug	
103 O	1	" " Side Plate	
0104 O	4	" " Stud	
S036½E	4	" " " Nut 7/16"	
0147 O	2	" Valve Stem Bearing	
S0147 O	2	" " " " Pin	
114 O	1	" Oil Pump Drive Pulleys	
308–3 O	4	" Connecting Rod Rings	
308–4 O	24	" " " Ring Spacers	
0122 O	2	" Crosshead	
S0122 C	4	" " Lock Screws	
0124 O	2	" " Pin	
0126 O	1	" Crank Shaft	
0294½K	1	" " " Lock Key	
0126¼O	1	" " " Counterweight Bolt	
0126½O	1	" " " "	
0127 O	1	" Conn. Rods H. P.	
0127½O	1	" " " L. P.	
S0289½G	1	" Crank Shaft Nut	
S0289¾G	1	" " " Washer	
0153 O	4	" Link Slides	
S0153 O	4	" " Slide Rivets ½"x21/32"	
S0153½O	4	" " " " ¼"x¾"	
154 O	1	" " Hanger	
S0154 O	2	" " " Stop Pin	
00155½O	2	" " " Bearing Blocks	
0156 O	4	" " Rolls	
S0156 O	2	" " Roll Pins	
0172 O	1	" Pump Rocker	
0172½O	1	" Valve Rocker	
S0125 O	2	" Pump Rocker Lever Pin	
S0125½O	2	" Connecting Rod Rocker Plate Pin	
0184 O	1	" Reverse Lever Rod 5/16"x3¾"	
185 C	2	" " Rod End	
S0185 C	2	" " " " Block	
S0184 C	2	" " " " " Pin	
S052 C	2	" " " " " "	
S081 A	2	" " " Nut	
0193 O	4	" Pump Rocker Lever Plate	

Stock No.	No. per Car		Price
S0193 O	2	Engine Valve Rocker Pin	
S0193½O	2	" " " " Sleeve	
0157 O	1	" Pump and Valve Rocker Shaft ⅝"x13 5/16"	
0157½O	1	" Pump and Valve Rocker Shaft Distance Tube ⅞"x⅝"x3½"	
0152 O	2	" Valve Rocker Plate R. H.	
0152¼O	2	" " " " L. H.	
0152½O	2	" " Connecting Rod	
S0127 O	2	" " Rod Pin Bushing	
S0127½O	2	" " " " Washer	
S0129 D	2	" Pump Rocker Wedge Pin	
0132 O	1	" Rear Bearing Lock Ring	
132½O	1	" " " " " Washer	
0133 O	1	" Front Bearing Lock Ring	
132½O	1	" " " " " Washer	
S081 A	4	" Crosshead Pin Set Screw Nuts	
S014½C	2	" Rear and Front Bearing Lock Ring Set Screw	
S081 A	8	" Casing Screw Nuts	
S081 A	2	" Pump Rocker Wedge Pin Nut	
S087 O	2	" CrankShaft Bearing Lock Nut	
087¼O	2	" " " " " Washer	
S036½G	2	" Counterweight Bolt Nut ½"	
S055½C	2	" Link Stop Pin Nuts ⅜" Hex	
S055½C	2	" Casing Stud Nuts ⅜" Hex	
S0155½G	20	" Frame Bottom Plate Screw	
S0129 F	1	" Cut Off Lever Wedge Pin	
S0183 O	1	" " " " Stud	
183¼O	1	" " " Reverse Lever	
S0183½O	1	" " " Lever Stud Roll	
0112 O	1	" " " Spring Rod	
S055 C	2	" " " " " Nut	
0112¼O	2	" " " " Washer	
0112½O	1	" " " "	
S0176 O	1	" Pump Rocker Lever Pin ½"x7/16"	
309–1O	2	" Main Bearing	
309–2O	2	" " " Cone	
309–3O	4	" " " Rings	
309–4O	12	" " " Ring Spacers	
00974 O	1	" Frame Drain Cock ⅜"	
0974½O	1	" " " " Nipple ⅜"x1½"	

The White Company, Cleveland, Ohio

In Ordering Power Water Pumps Give Engine Number

Engine


167½0.
167¼0.
167-0.
0105-0.
123-0.
169½0.
169¼0.
169-0.
168-0.
448½0.
168½0.
S0448-0.
0107-0.
0538½G.
0485-G.
142½0.
142-0.
S043-A.
0143¼0.
S0143-0.
0143-0.
0143-0.
S00163½0.
S0105-0.
S0102-E.
00484-G.
S055-C.
149½0.
00148-0.
00163-0.
S0163-0.
0105¼0.
0105½0.
0105¾0.
S0105¼0.
S0707-G.
00120-A.
00145-A.
00460-A.
0115½0.
00119-0.
00144-A.
00144¼0.
00144½0.
00141-0.
0118-0.
0115-0.
117½0.
117-0.
00459-A.
00146-A.
00121-A.
0118½C.
S0118-A.
00327½0.
00327-0.
187½0.
0165-F.
0165½F.
00148½C.
0199-0.
125-0.
S00174-0.
00197½0.
00197-0.
S0198½0.
S0198-0.
0198-0.
106½0.
00158½0.
106-0.
00158-0.
0173-0.
189-0.
S0167-0.
185-C.
S0185-C.
S0184-C.
S052-C.
S081-A.
S00191-0.
S00180¼0.
00386-A.
00386½A
180¼0.
191-0.
174-0.
077-0.
078-0.
0112¼0.

Engine

Engine

Stock No.	No. per Car		Price
105 O	1	Engine Cylinder	
S0105 O	40	" " Head Casing Screws 5/16"x¾"	
S0105 O	1	" " Casing Screws 5/16"x¾"	
0105¼O	1	" " " Stud	
S0105¼O	6	" " Head and Casing Screws	
0105½O	1	" " Casing Stud	
0105¾O	2	" " Lower Casing Screws	
00327 O	1	" H. P. Cylinder Plug	
00327½O	1	" L. P. Cylinder Plug	
106 O	1	" Cylinder Head H. P	
106½O	1	" " " L. P	
01 7 O	1	" Steam Inlet Union End	
0115 O	1	" Piston Head H. P	
0115½O	1	" " " L. P	
117 O	2	" " " Ring H. P	
117½O	2	" " " " L. P	
0118 O	2	" " Rod	
S0118 A	2	" " " Nut	
0118½C	2	" " " Lock Nut Washer	
00484 G	1	" Crank Case Oil Line Ell	
0485 G	1	" " " " Nipple	
0538½G	1	" " " " " Union End	
00119 O	2	" Piston Rod Stuff. Box	
00120 A	2	" " " " " Glands	
00121 A	2	" " " " " Nuts	
125 O	2	" Crosshead Stuff. Box	
00141 O	1	" Intercepting Valve Stop	
142 O	1	" Piston Valve H. P	
142½O	1	" " " L. P	
0143 O	2	" " " Stem 9"x29/32"	
S0143 O	2	" " " " Lock Nut 5/16"-18	
0143¼O	2	" " " " Washer	
00144 A	1	" Intercepting Valve Stem Stuff. Box	
00144¼O	1	" L. P. Valve Stem Stuff. Box	
00144½O	1	" H. P. Valve Stem Stuff. Box	
00145 A	2	" Valve Stem Stuff. Box Gland	
00145 A	1	" Intercepting Valve Stem Stuff. Box Gland	
00146 A	2	" Valve Stem Stuff. Box Nut	
00146 A	1	" Intercepting Valve Stem Stuff. Box Nut	
00148 O	1	" " " " 5/16"x5¼"	
00148½C	2	" " " " Washer	
149½O	1	" " "	
00158 O	2	" Cylinder Head Gasket H. P	
00158½O	2	" " " " L. H	

Stock No.	No. per Car		Price
163 O	1	Engine Bypass Valve Guide and Stuff. Box	
00459 A	1	" " " Stem Stuff. Box Nut	
S0163 O	1	" " " "	
00460 A	1	" " " " Stuff. Box Gland	
S00163½O	1	" " " " Bushing	
0165 F	1	" " " Spring	
0165½F	1	" " " " Washer	
174 O	1	" Simpling Valve Rocker	
S00174 O	2	" " " " Bushing	
187½O	1	" Bypass Valve Yoke	
0173 O	1	" Relief Valve Shaft	
123 O	1	" Distance Piece	
077 O	1	" Starting Rod 5/16"x12½"	
185 O	2	" " " End	
S0185 C	2	" " " " Block	
S0184 C	2	" " " " " Pin	
S052 C	2	" " " " " "	
078 O	1	" " Spring	
S081 A	2	" " Rod Nut	
191 O	1	" " Lever	
S00191 O	1	" " " Bushing	
S0102 E	1	" Crosshead Slide Distance Piece Center Bolt	
S043 A	1	" Intercepting Valve Stem Lock Nut	
S043 A	4	" Piston Valve Stem Lock Nut 5/16"-30	
S055 C	4	" Cut Off Lever Wedge Pin Nut	
167 O	1	" Cylinder Side Plate	
167¼O	1	" " Cover Binder	
167½O	1	" " " Plate	
168 O	1	" " Upper Casing Plate	
168½O	1	" " " Cap	
169 O	1	" " Casing Lower Plate Center	
169¼O	1	" " " " Rear	
169½O	1	" " " " Front	
180¼O	1	" Cut Off Foot Lever	
S00180¼O	1	" " " Lever Bushing	
0112¾O	1	" " " " Spring 10½" C to C	
189 O	2	" Cylinder Cock Levers	
S0167 O	2	" " " Lever Taper Pin	
00197 O	2	" " " H. P	
S0707 G	12	" Pump Bracket Screws	
00197½O	2	" Cylinder Cock L. P	
0198 O	2	" Lower Cylinder Cock Rod 2" Long	
S0198 O	4	" Upper Valve Rod Pin ¼"x1"	
S0198½O	2	" Lower Valve Rod Pin ¼"x⅞"	
0199 O	2	" Upper Cylinder Cock Rod 3 11/16"	

The White Company, Cleveland, Ohio

In Ordering Power Water Pumps Give Engine Number

Engine and Feed Water Heater



Engine and Feed Water Heater

Engine

Stock No.	No. per Car		Price
S0108 O	1	Engine Air Chamber Clamp Bolt ⅜"x2¾"	
S0167 C	14	" " and Cond. Pump Barrel Screw ⅝" x 14"x20" R.H.	
194¼O	1	" " " " " " CoverClamps	
* S0194¼O	1	" " " " " " " Clamp Stud	
194½O	1	" " " " " " "	
* S0194½O	1	" " " " " " " Clamp Stud Washer	
* S0194¾O	5	" " " " " " " Clamp Guide Pin.	
S00325 O	2	" Cond. Pump Plugs	
00326 FF	2	" " " Check Steam Comp	
S0331 G	1	" Air and Cond. Pump Plunger Block	
00340 O	1	" Cond. Pump Base	
S0340 OO	2	" " " " Screw	
00340½O	2	" " " Check Caps	
00340¾G	2	" " " " Cap Gaskets	
0345 O	1	" Air and Cond. Pump Plunger	
S00351 G	1	" " " " " Barrel Filling Plug	
382 O	1	" " " " " "	
382¼O	1	" " " " " Gasket	
382½O	1	" " " " " Barrel Side Plate	
0383 O	1	" " Pump Plunger Head	
0349 O	1	" Cond. Pump Plunger Head	
00384 O	1	" Air Pump Barrel Cap	
349½O	1	" Cond. Pump Plunger Head Ring	
00385 O	1	" Air Pump Inlet Chamber	
384¼O	1	" " " Gasket	
S0385½O	1	" " " Valve Lever Shaft	
S0167 O	1	" " " " " " Taper Pin	
385½E	1	" " " Chamber Clamp	
00387 O	1	" " " Outlet Chamber	
S081 A	2	" Auto Air Pump Quadrant Stud Nut 5/16" hex	
S084 O	1	" " " " Plunger Pin ¾"x⅞"	
S0155½G	1	" " " " Cable Quandrant Clamping Bolt ¼"x⅝"	
215 O	1	" " " " Foot Plunger End	
217 O	1	" " " " " Lever	
S0217 O	1	" " " " " Plunger Rod 5/16"x 8½" Comp	
0217½O	1	" " " " Lever Spring	
218 O	1	" " " " Valve Lever	
0217¼O	1	" " " " Lever Spring Clip	
0219 O	1	" " " " Cable	
S0219 O	1	" " " " Cable Pin 3/16"x25/32"	
S0219 O	1	" " " " " Lever Pin 3/16"x 25/32"	
220 O	1	" " " " " Quandrant	
S0220 O	1	" " " " " " Stud	
0220¼O	1	" " " " " Quandrant Stud Washer ¾"x11/16"	
0220½O	1	" " " " " Quandrant Lock Bolt Lock Washer.	

Stock No.	No. per Car		Price
S0220½O	2	Engine Auto Air Pump Cable Spools	
00387½O	1	" Air Pump Inlet Chamber Screen	
0385¾O	1	" " " " " " Clip	
388 O	1	" " " Valve Lifting Lever Shown W/ S0385½ O	
00391 E	2	" " " " Seats	
S0391 E	2	" " " " Seat Pins	
391¼G	4	" " " " Washer	
0391½E	4	" " " " Pin Washer	
0392 E	2	" " " " Seat Small Washer	
0393 E	2	" " " " " Large Washer	
0394 E	2	" " " " " Spring	
00120 A	2	" Power Water Pump Stuff. Box Gland	
00121 A	2	" " " " " " Nut	
S0176½G	2	" Pump Block Pin ½"x1⅝"	
194 OO	1	" Power Water Pump Bracket	
569 O	1	" " " " " Cover Stud Knob	
S0194 O	1	" " " " Check Nut	
00325 O	1	" Upper Power Water Pump	
S00325 O	1	" " " " " Plug	
S00325 O	2	" Lower Power Water Pump Plug	
00325½O	1	" " " " "	
* 00326 C	2	" " " " " Check	
* 00326 C	2	" Upper Power Water Pump Check	
S326 GG	2	" " " " " " Seats	
S326 GG	2	" Lower Power Water Pump Check Seats	
00327 G	2	" " " " " " Caps	
00327 G	2	" Upper Power Water Pump Check Caps	
00328 G	2	" " " " " " Cap Gasket	
00328 G	2	" Lower Power Water Pump Check Cap Gasket	
0331 O	1	" Power Water Pump Plunger	
S0331 G	1	" " " " " Block	
S00351 G	1	" " " " Bracket Filling Hole Plug	
448½O	1	" Cylinder Feed Water Heater Gland	
S0448 O	2	" " " " " " Bolts	

Feed Water Heater

S0105 G	12	Feed Water Heater Head Screws 5/16"x⅞"	
108 OO	1	" " "	
108¼OO	1	" " " Head	
108¾O	1	" " " " Gasket	
108½O	1	" " " Coil Clamp	
S0108 O	1	" " " " " Bolt	
00449¼G	1	" " " " " " Gasket	
0109½O	1	" " " "	
S0109½O	1	" " " Packing Ring	
448½O	1	" " " Gland	
S0448 O	2	" " " " Bolts	
0977¾G	2	" " " Coil Female Union End ⅜"	
00119 A	2	" " " " Stuff. Box 11/16"	
00120 A	2	" " " " " " Gland 11/16"	
00121 A	2	" " " " " " Nut 11/16"	

The White Company, Cleveland, Ohio

Parts Marked "*" Not Shown.

In ordering Power Water Pumps Give Engine Number

Generator

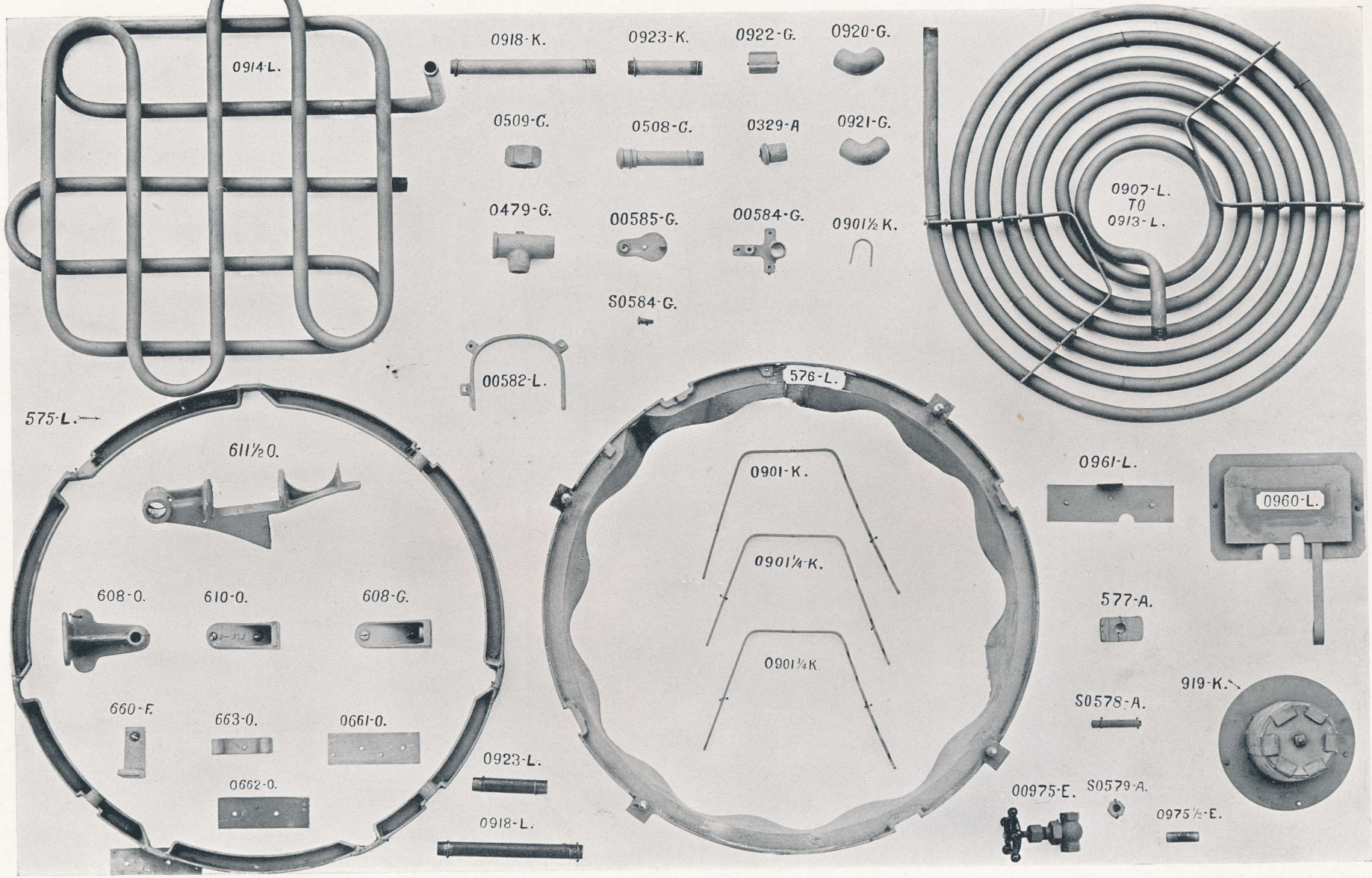
0914-L.
0918-K.
0923-K.
0922-G.
0920-G.
0509-C.
0508-C.
0329-A
0921-G.
0907-L.
TO
0913-L.
0479-G.
00585-G.
00584-G.
0901½ K.
S0584-G.
00582-L.
576-L.
575-L.
611½0.
0901-K.
0961-L.
0960-L.
0901¼-K.
608-0.
610-0.
608-G.
577-A.
0901¼K
919-K.
S0578-A.
660-F.
663-0.
0661-0.
0923-L.
0662-0.
00975-E.
S0579-A.
0975½-E.
0918-L.

Generator

Stock No.	No. per Car		Price
0329 A	1	Generator	Coil Union End 3/8" Special
0479 G	1	"	Lower Coil Tee
0508 C	1	"	Connection Union End
0509 C	1	"	Coil Union End Nut
* 573 L	1	"	Casing
* 573 1/4 L	2	"	" Door Guides
* 573 1/2 O	1	"	Hood
575 L	1	"	Casing Ring Upper
576 L	1	"	" " Lower
00584 G	1	"	" Peep Hole Bracket
577 A	4	"	Burner Clamps
S0578 A	4	"	Casing Ring Studs
S0579 A	12	"	" " Stud Nuts
S0584 G	1	"	" Peep Hole Bracket Screws
00585 G	1	"	Casing Peep Hole Bracket Shutter
608 G	3	"	Casing Side Top Bracket Side and Rear
608 O	2	"	Casing Side Bottom Bracket Side
610 O	1	"	Casing Side Top Bracket Front
611 1/2 O	1	"	Casing HoodBracket
660 F	2	"	Front Girt Bracket
0661 O	1	"	Casing Support Clip R. H.
0662 O	1	"	Casing Support Clip L. H.
663 O	2	"	Casing Clip Support
0901 K	9	"	No. 4 Notch Coil Spreader (on 3-4-5-Coil)

Stock No.	No. per Car		Price
0901 1/4 K	6	Generator	No. 3 Notch Coil Spreader (on 6-7-Coil)
0901 1/2 K	60	"	Coil Spreader Hooks
0901 3/4 K	5	"	No. 5 Notch Coil Spreader (on 1-2 Coil)
0907 L	1	"	No. 1 Coil
* 0908 L	1	"	No. 2 "
* 0909 L	1	"	No. 3 "
* 0910 L	1	"	No. 4 "
* 0911 L	1	"	No. 5 "
* 0912 L	1	"	No. 6 "
* 0913 L	1	"	No. 7 "
0914 L	1	"	No. 8 "
0918 K	1	"	Nipple 3/8"x8 1/4"
0918 L	1	"	" 3/8"x6 3/4"
0919 K	1	"	Plug
0920 G	5	"	Elbow R. H.
0921 G	4	"	" R. and L. H
0922 G	3	"	Coupling R. and L. H.
0923 K	1	"	Nipple 3/8"x3"
0923 L	1	"	" 3/8"x4 1/2"
0960 L	1	"	Door Upper
0961 L	1	"	" lower
* 0962 L	2	"	" Slides
* 970 O	1	"	Casing Top Pad
* 0970 1/2 O	1	"	" " " Cap
* 0971 O	1	"	Rear Flue
* 0971 1/2 O	1	"	Front Flue
* 0972 O	1	"	Rear Cover
* 972 1/2 O	1	"	" " Pad
* 0973 O	1	"	" Flue Band R. H.
* 0973 1/2 K	1	"	" " " L. H.
00975 E	1	"	Blow Off Valve Straight
0975 1/2 E	1	"	" " " Nipple

The White Company, Cleveland, Ohio

Parts marked "*" Not Shown

Main Burner, Fire Valve, Starting Valve, Vaporizer and Pilot Light



Main Burner, Fire Valve, Starting Valve, Vaporizer and Pilot Light

Main Burner

Stock No.	No. per Car		Price
375 H	1	Main Burner Plate	
0376 L	1	" " Pan	
0376½L	1	No. 1 Main Burner Baffle Shown W/ 0376-L	
0377 L	1	No. 2 " " Baffle Shown W/ 0376-L	
S0377 FF	1	Main Burner Mixing Tube Shutter Set Screw	
0377½L	1	No. 3 Main Burner Baffle Shown W/0376-L	
0378 L	1	Main Burner Distributor Plate	
0379½L	1	" " Induction Tube Plate	
380 O	1	" " Shutter Tube	
380½L	1	" " " " Cap	
380¾L	1	" " Tube Shutter	
381 O	1	" " Shutter Tube Hasps	
381½O	1	" " " " Hinge	
*S00381½O	1	" " " " Hinge Pin	

Main Fire Valve

S0425 E	1	Main Fire Valve Stem Stuff. Box Lock Nut	
S00432 A	1	" " " Stem Washer	
00433 A	1	" " " " Stuff. Box Nut	
00434 A	1	" " " " Stuff. Box Gland	
0504 C	1	" " " Stem Washer	
00745 G	1	" " "	
0747 G	1	" " " Stem Rod	
550½K	1	" " " " " Knob	
S00350 O	1	" " " " " Nut	

Main Starting Valve

S0425 E	1	Main Starting Valve Stem Stuff. Box Lock Nut	
S00432 A	1	" " " Stem Washers	
00433 A	1	" " " " Stuff. Box Nut	
00434 A	1	" " " Stem Stuff. Box Gland	
00750 G	1	" " "	
0751 G	1	" " " Stem Complete	
0752 G	1	" " " " Wheel	

Vaporizer

Stock No.	No. per Car		Price
0531 L	1	Vaporizer Only	
0532 L	1	" Inlet Pipe	
S0532 K	9	" Screws ⅜"x5/16" Fil.	
S0532 A	5	" " 5/16"x5/16" Fil.	
0532½L	1	" Outlet Pipe	
00533 K	10	" Screw Gasket .505x.350 1/32"	
00533 A	5	" Screw Gasket 7/16"x5/16"x1/32"	
534 F	1	" End Support Post	
0535 L	1	" Support End	
536 FF	1	" Nozzle	
00537 LL	1	" " Cap	
0538½G	1	" Inlet Pipe Union End	

Pilot Light

00400 GG	1	Pilot Light Vaporizer	
00400½G	1	" " Shell Door	
S00400½G	1	" " " Door Hinge Pin	
00401 G	1	" " "	
00402 GG	1	" " Flush Cap	
0403 GG	1	" " Pin Valve	
S00403 A	1	" " " " Stuff. Box Nut	
00416 GG	1	" " Flushing Tube	
0404 O	1	" " Flush and Feed Pipe	
S00404 A	1	" " Pin Valve Stem Stuff. Box Gland	
S00405 GG	3	" " Vaporizer Screws	
S0405 A	1	" " Shell Door Spring Screw	
0406 G	1	" " " " "	
407 G	1	" " Cone	
S0407 F	2	" " " Screw	
00409 G	1	" " Flush Cup Nipple	
S0409 G	1	" " " " " Nut	
00442 A	3	" " Vaporizer Screw Gasket	
0538 A	1	" " Flush and Feed Pipe Union End	
0539 C	1	" " Flush and Feed Pipe Union End Nut	
00712 G	2	" " Tube Lock Nut Gasket	

The White Company, Cleveland, Ohio

Parts marked "*" Not Shown

Thermostat, Steam Line and Connections

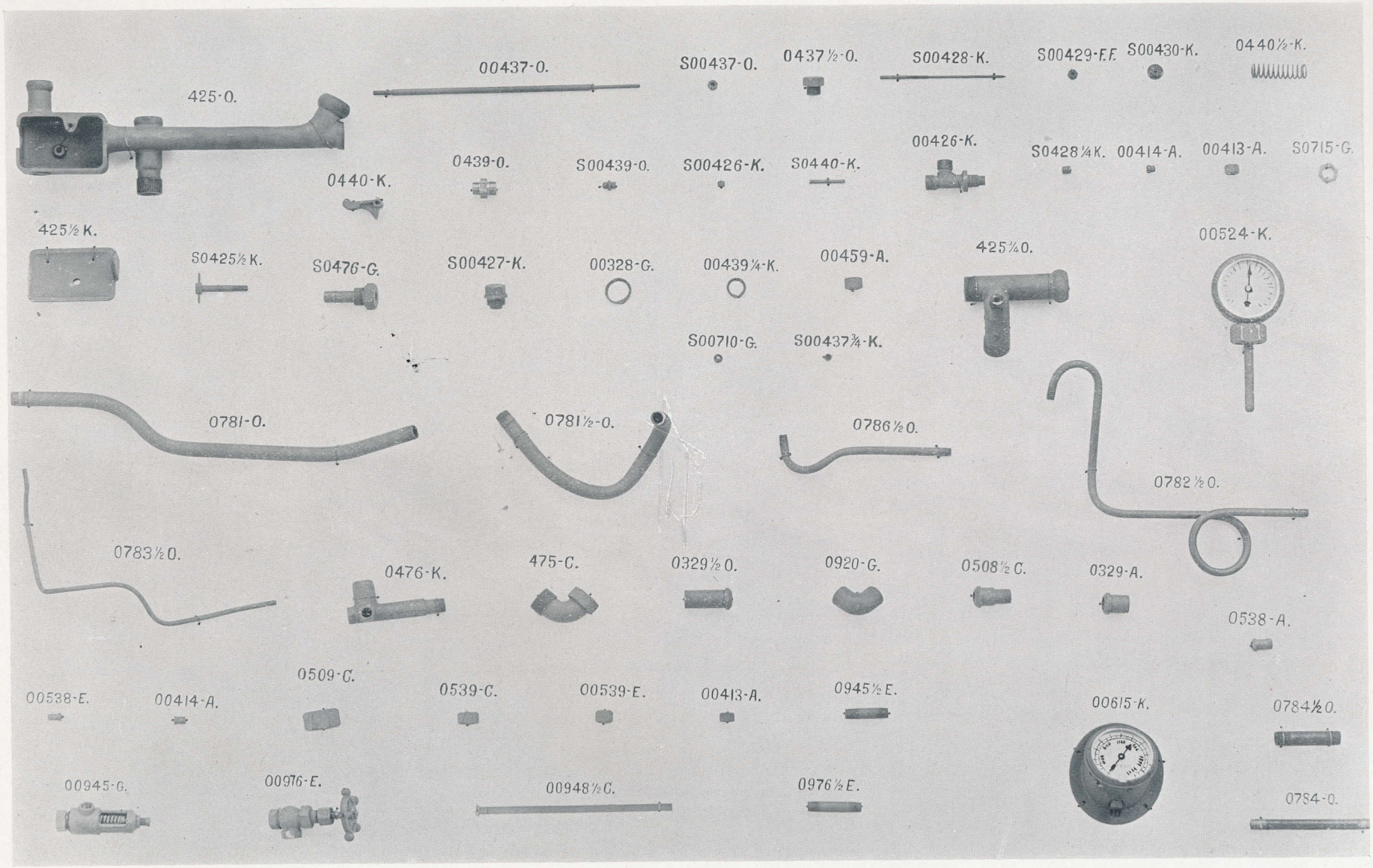

Thermostat, Steam Line and Connections

Thermostat

Stock No.	No. per Car		Price
425 O	1	Thermostat Casting	
425½K	1	" " Cover	
S 0425½K	1	" " " Cap Screw	
00426 K	1	" Water Valve	
S00426 K	1	" " " Gland Seat	
S00427 K	1	" Top Cap	
S00428 K	1	" Bypass Valve	
S0428¼K	1	" " " Seat	
S00429 FF	1	" " " Nut (Plain)	
S00430 K	1	" Bypass Valve Nut (Collar)	
00437 O	1	" Rod	
S00437 O	1	" " Lock Nut	
0437½O	1	" " Cap	
S00437¾K	1	" " Stuff. Box Gland Seat	
0439 O	1	" Rod Stuff. Box	
S00439 O	1	" " " Gland	
00439¼K	1	" " " " Gasket	
0440 K	1	" Bell Hanger	
S0440 K	1	" " " Pin	
0440½K	1	" Bypass Valve Springs	
00459 A	1	" Rod Stuff. Box Nut	
00413 A	1	" Water Valve Stuff. Box Nut	
S0715 G	1	" Water Valve Lock Nut	
S00710 G	1	" Water Valve Stuff. Box Gland	
00328 G	1	" Top Cap Gasket	

Steam Line with Connections

Stock No.	No. per Car		Price
0329 A	2	Steam Line Union End (425¼ to 300)	
0329½O	1	" " Union End (⅜" Special long on 476)	
00413 A	1	" " Union End Nut (00615 to 00368)	
00414 A	1	" " Union End (00615 to 00368)	

Stock No.	No. per Car		Price
475 F	1	Steam Line Ell	
425¼O	1	Pyrometer Riser Casting	
0476 K	1	Steam Riser	
S0476 G	1	" " Head	
0508½C	2	Throttle Steam Connection Union End	
0509 C	5	Steam Line Union End Nuts	
0509 C	1	Pyrometer Union Nut	
* 00520 K	1	" Case	
*S00520 K	1	" " Plug Screws	
* 00520½K	1	" " Cover	
* 0521 K	1	" Element	
* 522 K	1	" " Rod	
* S0522 K	1	" " " Cap	
* 00522½K	1	" " " Guide	
* 523 K	1	" Case Cover Glass	
524 K	1	" Complete	
*S00524 K	6	" Movement-Dial-Guide Screws	
* 0524½K	1	" Dial-Hand	
* 00525 K	1	" Case Movement	
* 0526 K	1	" " " Spring	
*S00526 K	2	" " " " Screw	
*S00526½K	2	" Case Movement Spring Screw Nuts	
00538 E	1	Steam Gauge Union End	
0539 C	2	" Line " " Nut	
00539 E	1	" Gauge " " "	
00615 K	1	" "	
0781 O	1	" Line (0508 to 0476)	
0781½O	1	" " (425¼ to 300)	
0782½O	1	" " (425¼ to 00450)	
0783½O	1	" " (00615 to 00368)	
0784 O	1	" " Nipple (0476 to 00976)	
0784½O	1	" " " (425 to 425½)	
00945 G	1	Safety Valve	
0945½E	1	" " Nipple	
00948½C	46	Lagging Bands	
00976 E	1	Steam Blow Off Valve (Angle)	
0945½E	1	" " " " Nipple Short	
0976½E	1	" " " " Nipple Long	
0920 G	1	" Line Elbow (300 to 105)	

The White Company, Cleveland, Ohio

Parts marked "*" Not Shown

To insure accuracy return all Pyrometers for repairs.

Hand Water Pump, Water Regulator, Water Line with Fittings

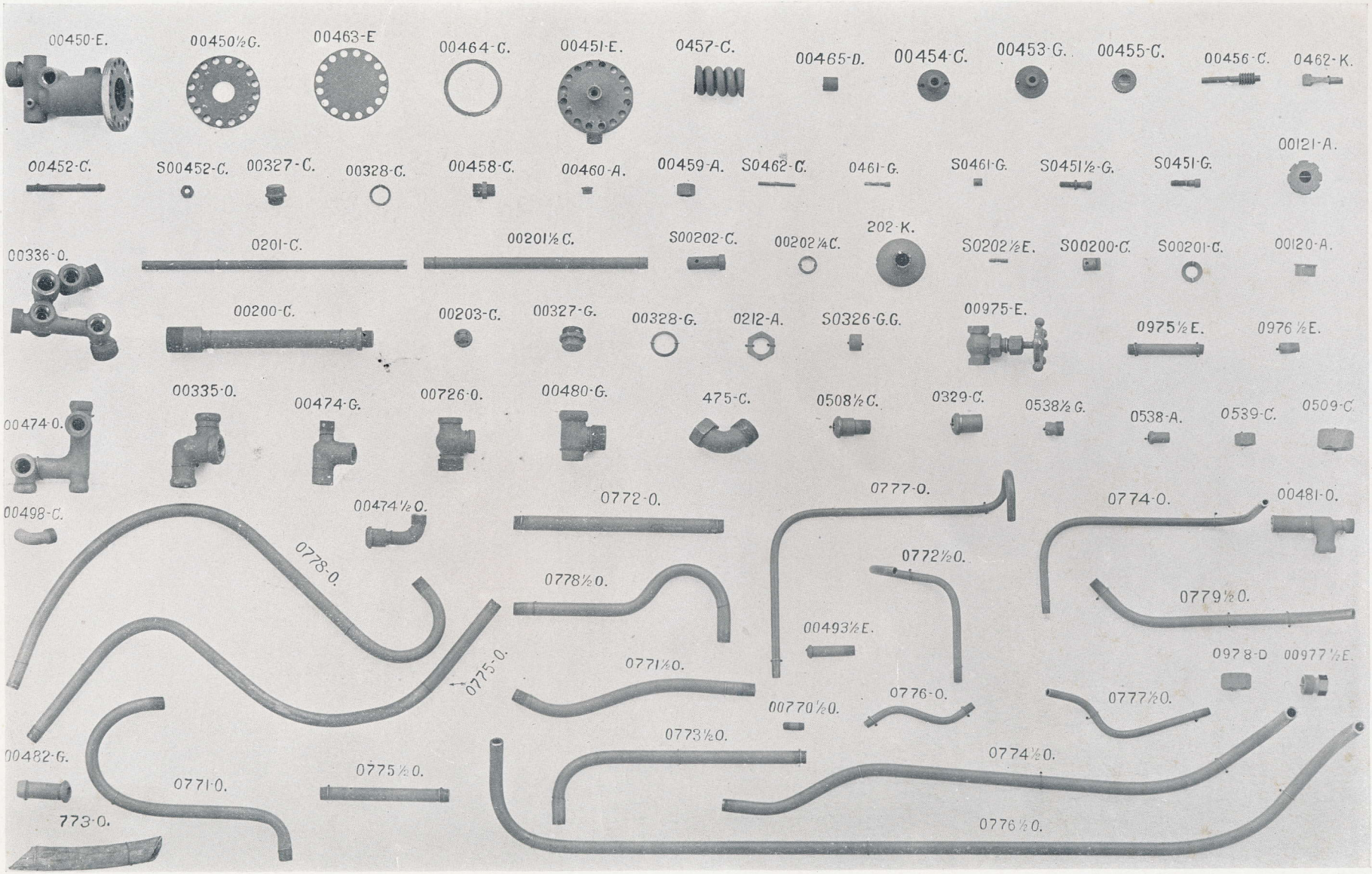

Hand Water Pump, Water Regulator, Water Line with Fittings

Hand Water Pump

Stock No.	No. per Car		Price
00200 C	1	Hand Water Pump Barrel	
S00200 C	1	" " " Plunger End	
0201 C	1	" " " " Rod 7/16"x12⅜"	
S00201 C	1	" " " " " Collar	
00201½C	1	" " " " " Tube	
202 K	1	" " " " Knob	
S00202 C	1	" " " " " Sleeve	
00202¼C	1	" " " " " Ferrule	
S0202½E	2	" " " " Set Screw	
00203 C	1	" " " Valve	
0212 A	1	" " " Lock Nut ⅞"-14	
00120 A	1	" " " Plunger Gland	
00121 A	1	" " " " " Nut	
*S00325 O	2	" " " Plug ¼" Pipe	
* 00326 C	3	" " " Checks ½"	
S326 GG	3	" " " Check Seats ½"	
00327 G	3	" " " " Caps 1"-14	
00328 G	2	" " " " Cap Gaskets	
00336 O	1	" " " Base	

Water Regulator

00327 C	2	Water Reg. Plugs ¾"-20	
00328 C	2	" " Plug Gasket	
00450 E	1	" " Casting	
00450½G	1	" " Diaphragm Plate	
00451 E	1	" " Cap	
S0451 G	14	" " " Screw 5/16"x1⅛" Fil	
S0451½G	2	" " " " 5/16"x1¼" Fil	
00452 C	1	" " Valve Stem	
S00452 C	1	" " " " Mut ⅜"-16	
00453 G	1	" " " " Cap	
00454 C	1	" " " " Adj. Screw	
00455 C	1	" " Worm Gear	
00456 C	1	" " " and Shaft	
0457 C	1	" " Spring	
00458 C	1	" " Worm Shaft Stuff. Box	
00459 A	1	" " " " " Nut	
00460 A	1	" " " " " " Gland	
0461 G	1	" " Pin Valve	
S0461 G	1	" " " " Seat	
0462 K	1	" " Lever	
S0462 C	1	" " " Pin	
00463 E	4	" " Diaphragm	
00464 C	1	" " " Washer	
00465 D	1	" " Strainer	

Water Line with Fittings

Stock No.	No. per Car		Price
0770½O	1	Water Line Bypass Nipple (00450 to 00498)	
0771 O	1	" " (00340 to 444)	
0771½O	1	" " (00480 to 00336)	
0772 O	1	" " (475 to 00480)	
0772½O	1	" " (00426 to 00706)	
773 O	1	" " Suction Hose	
0773½O	1	" " (00325 to 00726)	
0774 O	1	" " (00498 C to 00498 O)	
0774½O	1	" " (00335 to 0109½)	
0775 O	1	" " (00474 G to 00474 O)	
0775½O	1	" " Nipple (00706 to 00474 G)	
0776 O	1	" " (00426 to 00474 G)	
0776½O	1	" " (00336 to 0109½)	
0777 O	1	" " (00481 to S00706½)	
0777½O	1	" Drainage Line (00493½ to 00493½)	
0778 O	1	" Line (00340 to 00498½)	
0778½O	1	" " (00474 to 00325½)	
00779½O	1	" " in Water Tank ¼"	
0977½E	2	" " Bracket Union Ends ¼"	
0978 D	2	" " " " End Nut ¼"	
* 00326 C	1	Boiler Check Balls ½"	
S326 GG	1	" " Ball Seat ½"	
00327 G	1	" " Check Cap 1"-14	
00328 G	1	" " " " Gasket	
0329 C	14	Water Line Union End ⅜"	
00335 O	1	Boiler Check	
00498 C	1	Water Line Bypass Ell	
00474 G	1	" " " Tee	
00474 O	1	" " Bracket 4-Way	
00474½O	1	" " Union Bracket Elbow	
475 F	1	" " Gen. Intake Ell	
00480 G	1	" " " " Tee	
00481 O	1	" " Pump Casting	
00482 G	1	" " Hose Angle Union End	
00493½E	2	" " Union End (108 and 444)	
0508½C	1	" " Bracket Connection Union End	
0508½C	1	" " Suction Check Union End	
0508½C	1	" " Union End (00706 to 00335)	
0509 C	17	" " " Nuts ⅜"	
0538 A	10	" " " End ⅛"	
0538½G	1	" " Drainage Line Union End	
0539 C	10	" " " " Nuts ⅛"	
00726 O	1	" " Suction Check	

The White Company, Cleveland, Ohio

Parts Marked "*" Not Shown.

Hand Air Pump, Tire and Air Checks, Air Line, Fire Gauge, Pipes with Connections

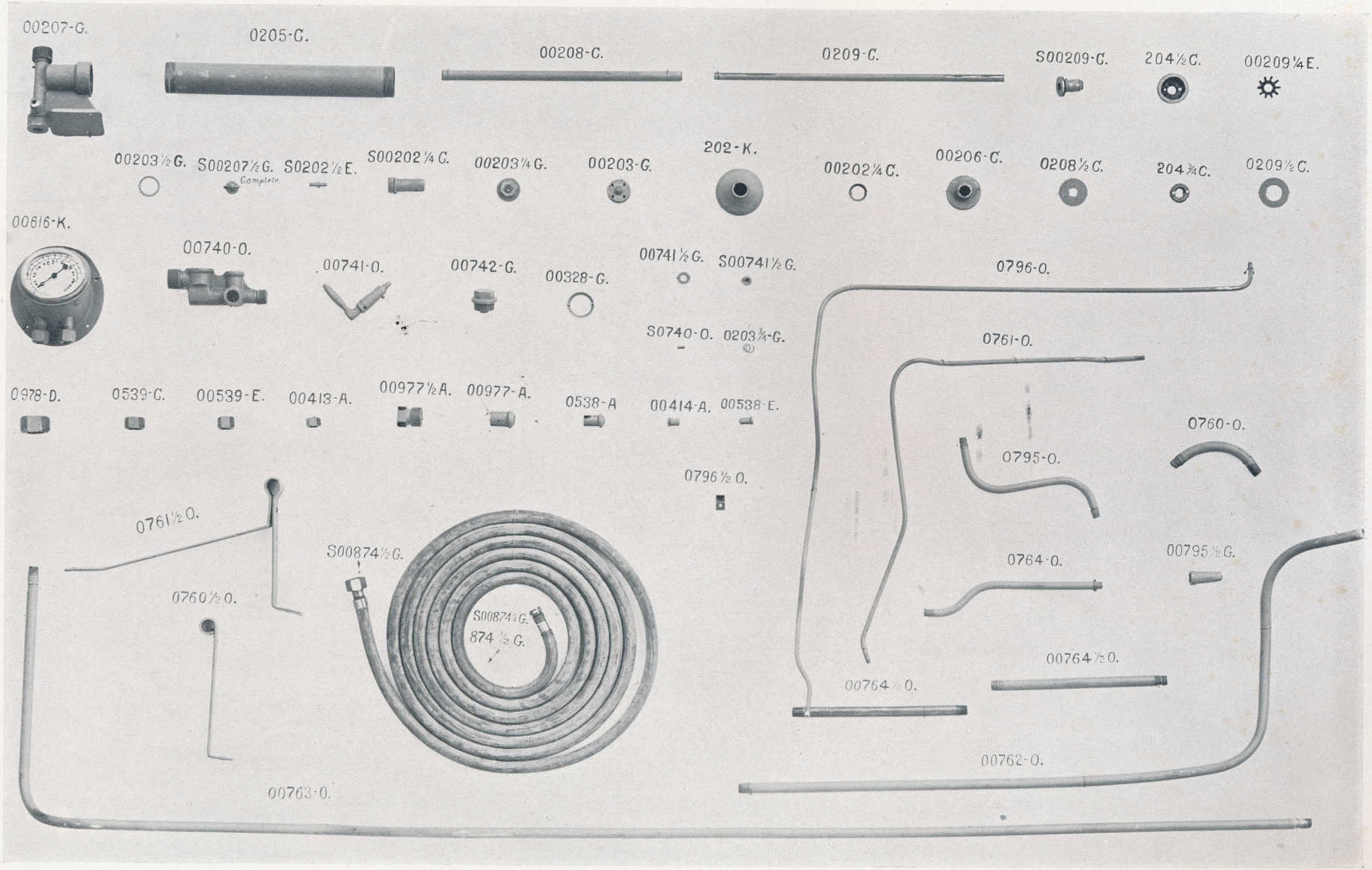

Hand Air Pump, Tire and Air Checks, Air Line, Fire Gauge Pipes with Connections

Hand Air Pump

Stock No.	No. per Car		Price
202 K	1	Hand Air Pump Plunger Knob	
00202¼C	1	" " " " " Ferrule	
S00202¼C	1	" " " Plunger Knob Sleeve	
S0202½E	2	" " " Knob Set Screw 5/32"x⅞"–32	
00203 G	1	" " " Valve	
00203¼G	1	" " " " Seat ⅜"x⅛" x.018	
00203½G	1	" " " Seat Gasket	
0203¾G	1	" " " Check Springs	
204½C	1	" " " Plunger Washer Small	
204¾C	1	" " " Plunger Washer Large	
0205 C	1	" " " Barrel	
00206 C	1	" " " " Head	
00207 G	1	" " " Base	
S00207½G	1	" " " Check Stem Comp.	
00208 C	1	" " " Plunger Tube	
0208½C	1	" " " Washer	
0209 C	1	" " " Plunger Rod ⅜" x13¾"	
S00209 C	1	" " " Plunger End	
00209¼E	1	" " " Washer Spreader	
0209½C	1	" " " Plunger Washer	

Tire Air Check

S00207½G	1	Tire and Air Check Stem Comp	
*S00325 C	1	" " " " Plug	
00328 G	1	" " " " Cap Gasket	
00740 O	1	" " " " Valve	
00741 O	1	" " " " " Stem	
00741½G	1	" " " " " " Washer	
S00741½G	1	" " " " Valve Stem Nut	
00742 G	1	" " " " " Cap	
S0740 O	1	" " " " " Stem Lock Screws	

Air Line with Connections

Stock No.	No. per Car		Price
S00207½G	2	Air Line Check Stem Comp	
00413 A	1	" " Union End Nut (00616 to 00207)	
00414 A	1	" " Union End (00616 to 00207)	
00760 O	1	" " (00385 to 00740)	
0760½O	1	" " Clip on Frame	
00761 O	1	" " (00207 to 00616)	
0761½O	1	" " Clip on 02640	
00762 O	1	" " (00207 to Union)	
00763 O	1	" " (00497 to Union)	
00764 O	1	" " (00497 to 00497¼)	
00764½O	1	" " (00207 to 00740)	
00977 A	5	" " Union End ¼"	
00977½A	1	" " Female Union End ¼"	
0978 D	6	" " Union End Nut ¼"	
874½G	1	" " Tire Hose	
S00874¼G	1	" " " " Connection (Tire End)	
S00874½G	1	" " Tire Hose Connection (Tire Valve End)	

Fire Gauge Pipe with Connections

00538 E	2	Fire and Air Gauge Union End on 00616-K	
00539 E	2	" " " " Union End Nut on 00616-K	
00616 K	1	" " " "	
0795 O	1	" " " " Pipe 00755 to 00795½	
00795½G	1	" " " " Reducers	
0796 O	1	" " " " Pipe 00795½ to 00616	
0796½O	1	" " " " Pipe Clip	

The White Company, Cleveland, Ohio

Parts marked "*" not shown

Water and Gasoline Tanks, Cushion Plunger, Flow Motor, Gasoline Line and Fittings

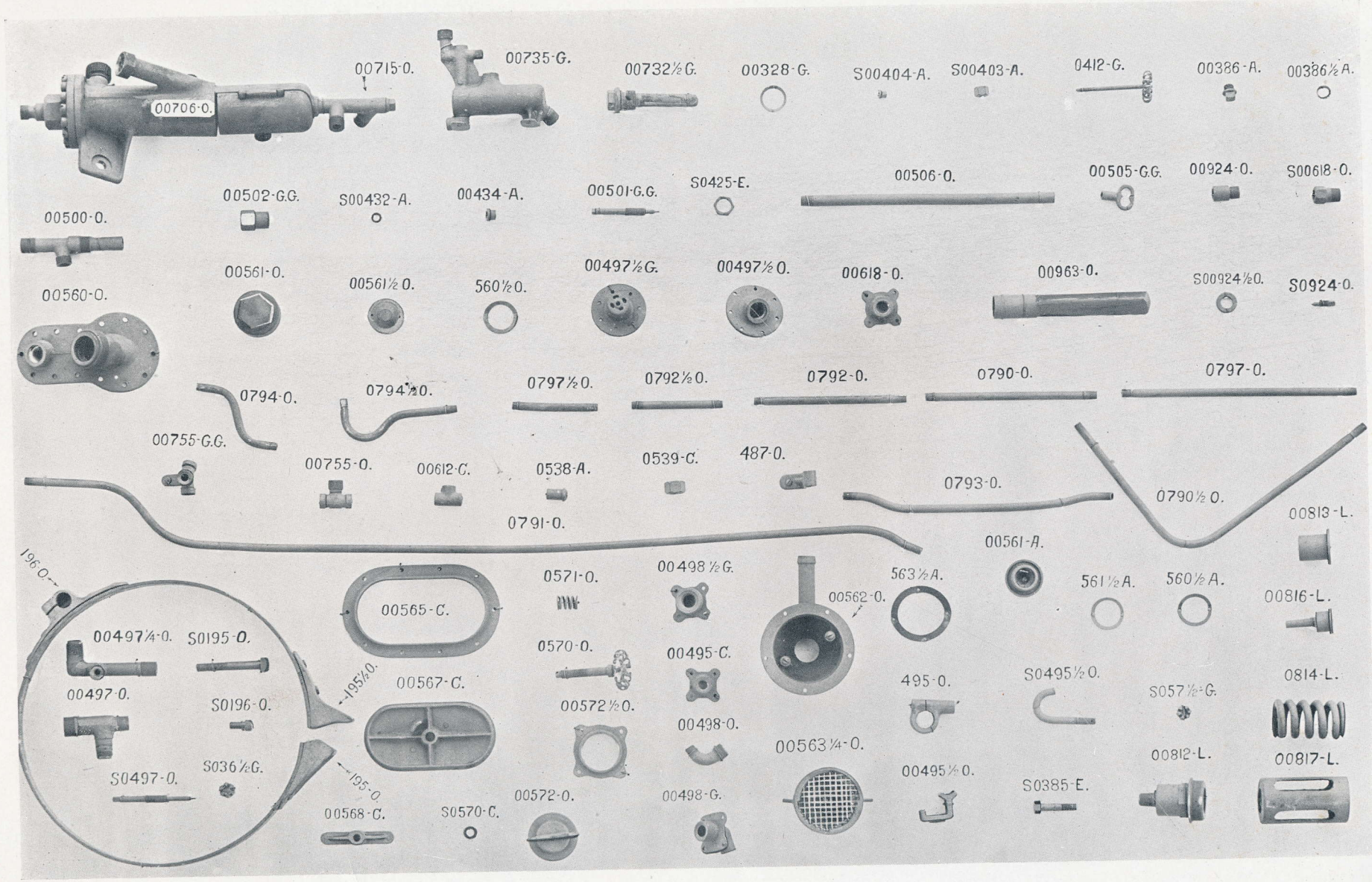

Water and Gasoline Tanks, Cushion Plunger, Flow Motor Gasoline Line and Fittings

Water Tank with Fittings

Stock No.	No. per Car		Price
00495 C	1	Water Tank Bypass Ell Fitting (In Water Tank)	
00498 O	1	" " " "	
495½O	1	" " Clamp	
S0495½O	1	" " " Bolt	
00498 G	1	" " ¼" Angle Union	
00498½G	1	" " Return Line Fitting	
560½A	1	" " Pocket Cap Washer	
00561 A	1	" " Clean Out Hole Cap	
561½A	1	" " Pocket Fibre Gasket	
00562 O	1	" " "	
00563¼O	1	" " Strainer Complete	
563½A	1	" " " Ring Gasket	
00565 C	1	" " Filling Hole Flange	
567 O	1	" " " " Cover	
568 C	1	" " " " " Catch	
00570 O	1	" " Cover Knob Stud	
S0570 C	1	" " " " " Spring	
0571 O	1	" " " " " "	
00572 O	1	" " Overflow Cover	
* 572¼O	1	" " " " Gasket	
00572½O	1	" " " " Flange	
* 572¾O	1	" " " " Gasket	
495 O	1	" " Channel Support	
S0385 E	1	" " " " Screws	
S057½G	1	" " " " Screw Nuts	

Water Cushion Plunger and Flow Motor

* 815 L	3	Cushion Plunger Packing Rings	
00816 L	1	" " Inner Lock Plunger	
00817 L	1	" " Outer Casing	
00812 L	1	" " Cap	
00813 L	1	" " Inner Casing	
0814 L	1	" " Spring	
00706 O	1	Flow Motor Complete	
00715 O	1	" " Gas Valve Complete	

Gasoline Line with Dirt Trap and Fittings

487 O	1	Gas. Line Clip (on 0265)	
0538 A	10	" " Ends ⅛"	
0539 C	14	" " End Nuts ⅛"	
00755 GG	1	" " Flange Bracket	
00755 O	1	" " Tee	
0790 O	1	" " (00500 to 00612) (Side)	
0790½O	1	" " (00500 to 00612) (End)	
0791 O	1	" " (00612 to 00735))	
0792 O	1	" " (00725 to 00755)	
0792½O	1	" " (00755 to 00750)	
0793 O	1	" " (00755 to 00745)	
0794 O	1	Gas. Line (00745 to 00715)	
0794½O	1	" " (00755 to 00715)	
0797 O	1	" " (00755 to 00750)	
0797½O	1	" " (00750 to 0532)	
00612 C	1	" " Tee	
00386 A	1	" Dirt Trap Plup ½"-20	
00386½A	1	" " " " Gasket	
S00403 A	1	" " " Valve Stem Stuff. Box Nut	
S00404 A	1	" " " " " " " Gland	
0412 G	1	" " " " " Comp	
00732½G	1	" " " Strainer Comp	
00735 G	1	" " "	
S00735 G	1	" " " Cap W/ 00732½ G	
00328 G	1	" " " " Gasket	

Gasoline Tanks with Try Cocks and Valves

195 O	2	Gasoline Tank Clamp Lower Front	
S0195 O	2	" " " Bolt Front	
195½O	2	" " " Upper Front	
196 O	2	" " Brackets Rear	
S0196 O	2	" " Bracket Binder Screw	
00497 O	1	" " Air Line Ell	
00497¼O	1	" " " " Tee	
00497½O	1	" " " " " Fitting	
00497½O	1	" " Lock Valve Fitting	
00560 O	2	" " Filling Hole Casting	
560½O	2	" " " " Cap Gasket	
00561 O	2	" " " " " Outer	
00561½O	2	" " " " " Inner	
* 0617 O	1	" " Band	
* 0617½O	2	" " End	
00963 O	2	" " Strainer	
S0425 E	1	" " Air Lock Valve Fitting Lock Nut	
S00432 A	1	" " " " " Stem Washer	
00434 A	2	" " " " " " Stuff Box Gland	
S0497 O	1	" " " " " "	
00502 GG	1	" " " " " " Nut and Gland	
0924 O	4	" " Try Cock	
S00618 O	2	" " Drain Cock	
00618 O	2	" " " " Tank Casting	
S0924 O	6	" " Try Cock and Drain Cock Stems	
S00924½O	4	" " " " Collars	
S0425 E	2	Gas Tank Lock Nut ¾"-18	
S00432 A	2	" Valve Stem Washer	
00434 A	2	" " " Stuff. Box Gland	
00500 O	2	" "	
0501 GG	2	" " Stem	
00502 GG	2	" " " Nut and Gland	
00505 GG	2	" " " Key	
00506 O	2	" " Valve Tube	

The White Company, Cleveland, Ohio

Parts Marked "*" Not Shown.

Steering Stem and Throttle



Steering Stem and Throttle

Steering Stem Complete with Bracket and Throttle Rod

Stock No.	No. per Car		Price
015 O	1	Steering Stem Tube 1 5/16"x7/8"x43¼"	
0020 F	1	" " Wheel Spider	
S020 E	1	" " " " Binder Screw 5/16"x1"	
S0020½E	3	" " Wheel Rim Screw 1"—No. 10	
21 K	1	" " Wheel Rim	
022 C	1	" " Tube Head	
S022 C	1	" " " " Nut	
16 O	1	" " Case	
17 O	1	" " " Cover	
S017 O	6	" " " " Screw	
0018 C	1	" " Upper Bushing	
0018 K	1	" " Lower "	
S019 K	1	" " Locking Block Bolt 7/16"x2 3/16"	
023 O	1	" " Segment	
023¼O	1	" " " Thrust Washer	
023½C	2	" " Tube Thrust Washer	
S023¾O	1	" " Segment Thrust Plug	
0024 O	1	" " Adj. Bushing	
025 C	1	" " Worm	
013 O	1	" " Lever	
S013 C	1	" " " Binder Bolt ⅜" x2"	
S055 C	1	" " Lever Binder Bolt Nut	
S013½O	1	" " " Lever Stop	
0099 O	1	" " Grease Cup	
S019 F	1	" " Throttle Stem Bearing Lock Screw	
S0118 A	1	" " Throttle Stem Bearing Lock Screw Nut	
0308 O	1	Throttle Rod 9/16"x52½"	
305 K	1	" " Wheel	
00307 F	1	" " " Spider	
S00306 F	1	" " " Indicator	
S0307 F	1	" " " Spider Taper Pin	
309½G	1	" " Fibre Washer	
14 O	1	" " Bearing	
0013½O	1	" " " Bushing ¾"x9/16"x7/8"	
0014½E	1	" " Bearing Bushing 1⅜" x1¼"x¾"	
S0014 K	1	" " Bearing Locking Block	
304 C	1	" " Lever	
S0170 A	1	" " " Taper Pin	
015½O	1	Steering Stem Dash Plate	

Steering Rods

Stock No.	No. per Car		Price
028 O	1	Steering Rod Short ¾"x9/16"x11"	
029 O	1	" " Long ⅝"x49¾"	
030 O	2	" " End	
S030 C	2	" " " Lock Nuts ¾"–20"	
S030½O	2	" " End Pin ½"x1 21/32"	
31 C	2	" " Swivel Ball Joint Cases	
032 C	4	" " Swivel Ball Joint Sockets	
033 O	2	" " Swivel Ball Joint Plugs	
0099 O	2	" " (Short) Grease Cups	
0099 O	2	" " (Long) " Cup	
S0109 O	2	" " End Binder Bolts 5/16"x11/16"	
S0109¼O	2	" " Swivel Case Binder Bolts	
S081 A	2	" " End Binder Bolt Nuts	
S0152½C	2	" " Swivel Joint Case Binder Bolt Nuts	
898 O	1	Long Steering Rod Boot R. H.	
898½O	1	" " " " L. H.	
899 O	1	Short " " " Front	
899½O	1	" " " " Rear	

Throttle Complete with Throttle Lever Straps

00120 A	1	Throttle Stem Stuff. Box Glands ½"	
00120½E	1	" Stuff. Box Bottom Gland	
00121 A	1	" Stem Stuff. Box Nut ½"	
300 O	1	" Casting	
00301 G	1	" Friction Pad	
0303 O	1	" Valve Stem	
S0303 E	1	" " Seat	
S0303½E	1	" " Stem End	
304 E	1	" Throttle Lever	
S0304 E	1	" Friction Spring Nut ¾"–18	
S0304½E	1	" Lever Pin	
0309 E	1	" Nut	
00311 E	1	" Stuff. Box	
00311½E	1	" " " Gasket	
0312 E	1	" Spring Packing Washer	
0313 E	1	" Friction Spring	
0319 O	2	" Lever Straps 3" C. to C	
S0319 O	2	" Lever Strap Pins 5-16" x¾"	
00120¼E	1	" " Seat Gasket	

The White Company, Cleveland, Ohio

Brakes, Reverse Shaft and Change Gear Rod



Brakes, Reverse Shaft and Change Gear Rod

Foot Brakes and Emergency Brakes

Stock No.		No. per Car	With Bands No. 2	Price
S031½	C	2	Foot Brake Cable End Pins	
S031½	O	2	" " Push Rod Pins	
35	O	1	" " Lever	
035¼	O	5	" " Shaft Shimming Washers 1½″ x 1 3/16″x 1/16″	
35½	O	1	" " Lever Front	
036	O	1	" " Shaft (Short) 1 3/16″x ⅞″x13 7/16″	
036½	O	1	" " " (Long) ⅞″x9/16″x31¾″	
38¼	O	1	" " Collar	
038½	O	1	" " Shaft ⅞″x ½″x39¾″	
038¾	G	1	" " " Distance Tube 1 3/16″x57/64″x 2 5/16″	
40	O	1	" " Band Outside Brake Lever R. H.	
40¼	O	1	" " " " " " L. H.	
41½	O	1	" " Shaft Lever	
S057½	G	2	" " Guide Stud Nut	
075	O	2	" " Bands	
* 75¼	O	2	" " Band Fibre Shoes	
*S0075¼	G	40	" " " Shoe Rivets	
082	O	1	" " Cable	
082½	O	1	" " Push Rod	
084½	O	2	" " " " End	
094¼	O	2	" " Guide Stud	
094½	O	2	" " Adj. Screw	
S094½	O	2	" " Band End Pin 7/16″x2 1/64″	
094¾	O	2	" " Adj. Screw Thumb Nut 7/16″-14	
S094¾	O	2	" " " " Pin 17/16″x1⅛″	
96¼	O	2	" " Band End (Bottom)	
*			" " " " Rivets 3/16x7/16″ rd	
96½	O	2	" " " (Tops)	
96¾	O	2	" " " Lifting Guide	
098	O	2	" " Adj. Screw Springs	
098¼	O	1	" " Rear Shaft Spring	
S0180	C	1	" " Shaft Lever Bolt Front	
S0180	C	1	" " " " " Rear	
S0180	C	1	" " Lever Bolt	
S0180	C	1	" " Shaft Collar Bolt	
S081	A	1	" " " LeverBolt "Front Nut"	
S081	A	1	" " " " " "Rear Nut"	
S081	A	1	" " " " " Nut	
S081	A	1	" " " Collar Bolt Nut	
50	F	1	Emergency Brake Lever	
0050½	C	1	" " " Handle	
0051	F	1	" " " Latch	
S051	C	2	" " " " Pin ¼″x25/32″	
52	F	1	" " " Dog	
S052	F	1	" " " " Pin	
S052½	F	1	" " " " " ¼″x15/16″	
053	C	1	" " " Latch Rod R. H. ¼″x8½″	
S053	C	1	" " " " " Turn-Buckle	
053¼	C	1	" " " " " L. H. 1¼″x8½″	
053½	C	1	" " " " " Spring	
S081	A	1	" " " Clamp Bolt Nut	
S0180	C	1	" " " " "	
038	H	1	" " Shaft ⅞″x9/16″x39″	
37½	O	1	" " " Collar	
S038½	O	3	" " " " Clamp Bolts 5/16″ x 1⅝″	
S081	A	3	" " " " " " Nut	
41	F	2	" " " Lever R-H	

Stock No.		No. per Car		Price
41	G	1	Emergency Brake Shaft Lever L-H	
0178½	E	1	" " Lever Quadrant	
S0178½	E	1	" " " " Bracket Bolt 5/16″ x2 11/16″	
081	O	1	" " " Cable	
081½	O	2	" " " " Guide Stud	
84	F	2	" " " " Short End	
84½	G	2	" " " " Long End	
S031½	C	2	" " " End Pin	
0074	O	2	" " Ring Shoes	
S075	O	4	" " " Adj. Screw	
S014	O	4	" " " Clamp Bolt	
S036	C	2	" " " Adj. Screw Nuts	
S075¼	O	4	" " " Studs	
S036½	G	4	" " " Stud Nuts	
75½	O	2	" " "	
075¾	O	2	" " " Springs	
S075¾	O	4	" " " Stud Washers	
076	O	1	" " " Wing R. H.	
076¾	O	1	" " " " L. H.	
40¾	O	2	" " " Inside Lever	
S0129	F	2	" " " " " Bolts	
S055	C	2	" " " " " Bolt Nut	

Reverse Shaft and Change Gear Rod

S031½	C	2	Reverse Pull Rod End Pin 5/16″x1″	
0050½	C	1	" Lever Handle	
0051	F	1	" " " Latch	
S051	C	2	" " " " Pin ¼″x25/32″	
S052	F	1	" " " " " ¼″x3/32″	
S052½	F	1	" " Dog Pin ¼″x15/16″	
S053	C	1	" " Latch Rod Turn-Buckle	
053¼	C	1	" " " " L. H. ¼″x8½″	
053½	C	1	" " " " Spring	
S081	A	1	" " Clamp Bolt Nut 5/16″ hex	
84	E	2	" Pull Rod End	
178	O	1	" Quadrant	
S0178	O	1	" " Bolt 5/16x″5″	
0178¼	O	1	" " Bracket Bolt Washer 1″x⅛″x 11/32″	
0179	O	1	" Shaft 1½″x1 3/16″x12¼″	
0180	K	1	" Lever	
S0180	C	1	" " Binder Bolt 5/16″x1 7/8″ hex	
181	F	1	" " Dog	
0182	E	1	" " Latch Rod R. H.	
183	O	1	" Shaft Lever	
0184½	OO	1	" Pull Rod 1 7/32″x23⅝″x⅜″	
35¾	O	1	" " Bell Crank Lever	
S0035¾	O	1	" " " " " " Bushing	
S031½	C	2	Change Gear Pull Rod End Pin 5/16″x1″	
042	O	1	" " " " 17/32″x⅜″x45½″	
0050 ½	C	1	" " Lever Handle	
S081	A	1	" " " Clamp Bolt Nut 5/16″ hex	
84	E	1	" " Pull Rod End	
84½	E	1	" " " "	
178¾	E	1	" " Quadrant	
0179½	O	1	" " Shaft 1 3/16″x ⅞″x15⅞″	
S0180	C	1	" " Lever Clamp Bolt	
0180½	K	1	" " Hand Lever	
180¾	E	1	" " Shaft Lever	

The White Company, Cleveland, Ohio

Parts marked "*" Not Shown.

Oil Pumps, Valves, and Line with Connections

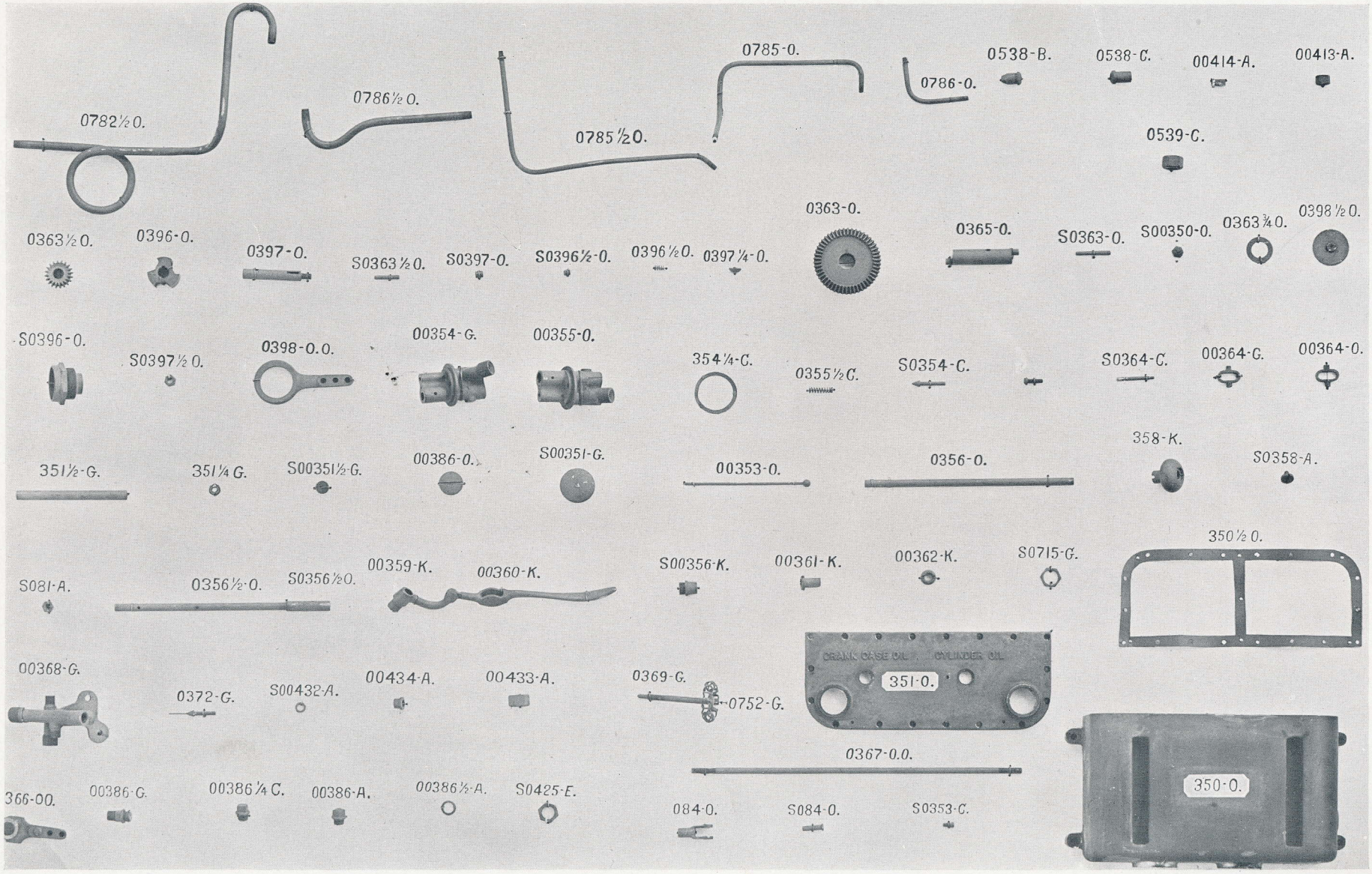

Oil Pumps, Valves, and Line with Connections

Oil Pump Complete

Stock No.	No. per Car		Price
S0397½O	2	Oil Pump Shaft Nut 5/16″ Hex	
S081 A	2	" " Conn. Rod Nut 5/16″ Hex	
084 O	2	" " " " Ends	
S084 O	2	" " Connecting Rod End Pin ¼″x⅞″	
350 O	1	" " Case	
S00350 O	4	" " " Ornamental Nuts	
351 O	1	" " " Cover	
S00351 G	2	" " " " Filling Hole Plugs	
351¼G	4	" " Gage Glass Tube Plug Gasket	
351½G	2	" " " Glasses	
S00351½G	2	" " " Glass Tube Plugs	
00353 O	1	" " Indicator Rod	
S0353 C	19	" " Cover Screws	
00354 G	1	" " Valve Lug Cylinder	
S0354 C	4	" " " " Valve	
00355 O	1	" " " " Crank Case	
0355½C	4	" " " " Valve Spring	
0356 O	1	" " Plunger Crank Case	
S00356 K	1	" " " Guide	
0356½O	1	" " " Cylinder	
S0356½O	1	" " " End Cylinder	
00357 C	1	" " " Knob Flange Shown W/ 358-K	
358 K	1	" " " "	
S0358 A	2	" " " " Screws	
00359 K	1	" " Hand LeverBracket	
S0715 G	1	" " " " " Nut	
00360 K	1	" " " "	
00361 K	1	" " " Plunger Sleeve Bushing	
00362 K	1	" " " " " Washer	
0363 O	1	" " Gear (Large) 50 Tooth 16 P	
S0363 O	1	" " " Taper Pin	
0363½O	1	" " Pinion Gear (Small) 20 Tooth 16 P	
S0363½O	1	" " " " Taper Pin	
0363¾O	2	" " " " Washer 1¼″x¾″x1/32″	
00364 O	1	" " Plunger Ecc. Head	
00364 G	1	" " " " "	
S0364 C	2	" " " 3/16″	
0365 O	1	" " Ecc. Crank	
366 OO	1	" " Rocker Shaft Lever (¼″ Hole)	
0367 O	1	" " Connecting Rod 5/16″x15⅜″	
00368 A	2	" " Valve Lug Plug ½″-20	
00386 G	1	" " End Plug ⅞″-20	

Stock No.	No. per Car		Price
00386¼C	4	Oil Pump Valve Cap ½″-20	
00386½A	4	" " " " Gasket	
00386½A	2	" " " Lug Plug Gasket	
396 O	1	" " Ratchet	
S0396 O	1	" " " Box	
0396½O	6	" " " Pawl Springs	
S0396½O	6	" " " Pawls	
0397 O	1	" " " Shaft	
S0397 O	1	" " " Rolls	
0398 OO	1	" " Lever (¼″ Hole)	
0398½O	1	" " " Washer 1¾″x5/16″x⅛″	
0397¼O	1	" " Ratchet Shaft Key No. 5 Woodruff	
350½O	1	" " Cover Gasket	
354¼C	1	" " Lug Gasket	

Oil Valve

00368 G	1	Oil Valve	
0369 G	1	" " Stem	
S0425 E	1	" " " Stuff. Box Lock Nut	
00433 A	1	" " " " " Nut	
00434 A	1	" " " " " Gland	
0752 G	1	" " " Wheel	
S00432 A	1	" " " Washer	
* 00371 C	2	" " Ball Checks ¼″	
0372 G	1	" " Valve	
0355½C	1	" " " Spring 1⅜″	
00386 A	1	" " Clean Out Hole Plug ½″-20	
00386 G	1	" " Union Check Cap ½″-20	
00386¼C	1	" " Valve Cap ½″-20	
00386½A	1	" " " " Clean Out Hole Plug Gasket	
00386½A	1	" " Union Check Cap Gasket	

Oil Line with Connection

00413 A	1	Oil Line Union End Nut (00368 to 0485)	
00413 A	1	" " " " " (00368 to 00354)	
00413 A	1	" " " " " (00355 to 00484)	
00414 A	1	" " " " (00368 to 0485)	
00414 A	1	" " " " (00368 to 00354)	
00414 A	1	" " " " (00355 to 00484)	
0538 B	3	" " " " ⅛″ Special	
0539 C	3	" " " " Nut	
0785 O	1	" " (00368 to 0485)	
0785½O	1	" " (00355 to 00484)	
0786 O	1	" " (00354 to 00368)	
0786½O	1	" " (00368 to 00450)	

The White Company, Cleveland, Ohio

Parts Marked "*" Not Shown.

Mud Guards, Running Board, Shields and Hood



Mud Guards, Running Board, Shields and Hood

Front Mud Guards

Stock No.	No. per Car		Price
S035 A	4	Mud Guard Socket Nuts ½"	
239 O	4	" " Bracket	
* 0278 O	1	Front Mud Guard R. H.	
* 0279 O	1	" " " L. H.	
0279¼O	2	" " " Iron Socket	
0279½O	1	" " " " R. H	
0280 O	1	" " " " L. H	
S0280 G	4	" " " " Nuts ⅝"–11	

Rear Mud Guards

* 0282 O	1	Rear Mud Guard R. H.	
0282¼O	1	" " " Iron R. H	
0282¾O	1	" " " " L. H	
* 0284 O	1	" " " L. H.	
00855 O	2	" " " Corners	

Running Board Complete with Wind Shields

0240 G	4	Running Board Step Irons	
* 240¼O	2	" "	
* 245 O	2	" " Mats	
* 00245½O	4	" " Mat Moulding Sides	
* 00245¾O	2	" " " " Ends.	
* 0281 O	1	" " Wind Shield R. H.	
* S0281 O	2	" " " " Door Latches	
* 0281¼O	1	Running Board Wind Shield Door R. H. Front	
* 0281½O	1	" " Wind Shield L. H.	
* 0281¾O	1	" " " " R. H. Rear	
* 0282½O	1	" " " " Shutter L. H.	

Hood and Fittings

00601 O	4	Hood Fastener Base	
00602 O	2	" " Latch	
0602½E	2	" " " Springs	
S0602½E	2	" " " Spring Washer	
00603 E	4	" " " Catch	
0631 O	2	" Screens	
* 0632 O	2	" Screen Rims	
00636 E	4	" Handles	
00637 K	4	" Latches	
00637½K	4	" Latch Levers	
00638 K	4	" " Catches	
*S00638 K	4	" " Catch Pins	
* 00639 G	4	" " " Bottom Plate (Top)	
* 00639½G	4	" " Catch Bottom Plate (Side)	
0641 O	1	" Top	
0642 O	1	" Side R, H	
0643 O	1	" " L. H	

The White Company, Cleveland, Ohio

Parts marked "*" Not Shown

Body with Irons, Seats and Fittings



Body with Irons, Seats and Fittings

Body with Fittings

	Stock No.	No. per Car		Price
	00285 O	2	Tonneau Door Handle Outside	
	S00285 G	2	" " " Nuts	
	00285¼G	2	" " " Thimble	
	00286 O	1	Front Seat Handle	
*	287 O	1	" Heel Board	
*		6	" " " Bolt ¼"x1"	
	00288 O	6	" " " " Nut	
	00668 O	4	Tonneau Door Checks	
	668½O	2	" " Check Straps	
	0700 O	1	" Robe Rail	
*		4	" " " Screws	
	708 FF	8	" Body Vent Thimble	
*	800 O	1	Body and Rear Seat	
*	801 O	1	Front Seat	
	804 O	1	" Foot Board	
	805 O	1	Rear Foot Board Strip	
	805½O	1	" " "	
	806 O	1	Foot Board Water Tank Cover	
	00810 O	2	Body Toe Plates	
*		12	" " " Escutcheon Pins	
*	820 O	1	Tonneau Floor Carpet	
*	821 O	1	Front Mat	
*	822 O	1	Tonneau Door Sill Carpet R. H.	
*	822½O	1	" " " " L. H.	
*	823 O	1	" Side Carpet R. H.	
*	823½O	1	" " " L. H.	
*	830 O	1	Front Seat Cushion R. H.	
*	831 O	1	" " " L. H.	
*	0836 O	1	" " " Plate	
*	0837 O	1	Rear Seat Cushion Plate	
*	840 O	1	Generator Board	
*		5	" " Screws	
*	841 O	1	" " Carpet	
*	842 O	1	" Well Carpet	
*	843 O	1	" " " Strip	
*	846 O	1	Rear Seat Cushion	
	0858 F	1	Tonneau Door Lock R. H.	
	0858½F	1	" " " L. H.	
	0859 F	1	" " " Strike R. H.	
	0859½F	1	" " " " L. H.	
*		18	" " " " Screws 1"-10 Fl. Hd.	
	00860 O	1	" " Hinge R. H. Top	
*	S00860 O	4	" " " Pins	
	00860½O	1	" " " L. H. Top	
	00861 O	1	Tonneau Door Hinge R. H. Bottom	
	00861½O	1	" " " L. H. Bottom	
	0870 F	1	Rear Flue Screen	
	0871 F	1	" " " Rim	
	00872 O	1	Name Plate	
*		4	" " Pins	
*	1086 O	1	Tonneau Door Pocket R. H.	
*	1086½O	1	" " " Flap R. H.	
*	1087 O	1	" " " L. H.	
*	1087½O	1	" " " Flap L. H.	

Body Seat Irons

	0242 O	2	Seat Irons Front	
*		10	1"-12 Wood Screws Fl. Hd.	
*		4	¼"-2 Coach Screws	
	0243 O	2	Seat Irons Center	
*		10	1"-12 Wood Screws Fl. Hd.	
*		4	¼"-2 Coach Screws	
	0244 O	1	Seat Iron R. H. Rear	
*		2	1¼"-12 Wood Screws Fl. Hd.	
*		2	1"-12 Wood Screws Fl. Hd.	
*		2	2"-12 Wood Screws Fl. Hd.	
	0244½O	1	Seat Iron L. H. Rear	
*		2	2"-12 Wood Screws Fl. Hd.	
*		2	1¼"-12 Wood Screws Fl. Hd.	
*		2	1"-12 Wood Screws Fl. Hd.	
	0246 GR	1	Body Iron Front Seat R. and L. H.	
*		12	⅞"-10 Wood Screws Fl. Hd.	
	0247 G	6	Seat Iron Clips	
	0253 G	2	Body Corner Brace Irons	
*		4	1"-12 Wood Screws Fl. Hd.	
	0253 G	2	Body Iron Front Seat Frame Front	
	0253 G	2	" " " " " Rear	
*		16	1"-12 Wood Screws Fl. Hd.	
	0254 G	1	Body Iron Rear Seat Frame R. H.	
*		4	1"-12 Wood Screws Fl. Hd.	
	0254½G	1	Body Iron Rear Seat Frame	
*		4	1"-12 Wood Screws Fl. Hd.	

The White Company, Cleveland, Ohio

Parts Marked "*" Not Shown.

Tools and Lamps



Tools and Lamps

Tools

Stock No.	No. per Car		Price
0869 O	1	Thermostat Wrench	
873 O	1	Jack	
873½O	1	" Handle	
874 G	1	Tire Pump Complete	
0881 C	1	Packing Fork	
0882 C	1	Stuff. Box. Tightener	
0882½G	1	" " Spanner Wrench	
0883 K	1	Vap. Drill	
0884 C	1	Pilot Light Drill	
885 C	1	Drill Dog	
886 O	1	Hub Wrench	
887 C	1	Grease Injector	
888 C	1	Cannister	
0889 E	1	Trymo Wrench	
0890 E	1	Bicycle Wrench	
0891 E	1	Flat Monkey Wrench	
0892 C	1	6″ File	
893 C	1	File Handle	
0894 C	1	Pliers	
0894½O	1	Socket Wrench	
0895 C	1	4″ Screw Driver	

Stock No.	No. per Car		Price
0895½O	1	Gas Line Wrench	
896 C	1	6″ Screw Driver	
896½G	1	Hammer	
0897 O	1	Water Line Wrench	

Lamps

001100 O	1	Dash Oil Lamp R. H. Rochester Junior	
001100½O	1	" " " L. H. Rochester Junior	
*001101 O	1	" " " Door R. H.	
*001101½O	1	" " " " L. H.	
* 1102 O	4	" " " Glasses	
*001103 O	2	" " " Founts	
*001103½O	2	" " " Burner	
001105 O	1	Tail " " Venus	
* 1105½O	1	" " " Glass	
*001107 O	1	" " " Fount	
*001107½O	1	" " " Burner	
001115 O	2	Acet. Gas Lamp Solar 956-A	
* 1116 O	2	" " " Door Glasses	
*001117 O	2	" " " "	

The White Company, Cleveland, Ohio

Parts marked "*" Not Shown

Horn, Tool Box and Cape Top



Horn, Tool Box and Cape Top

Horn

	Stock No.	No. per Car		Price
	00825 O	1	Horn and Bracket	
*		2	" Screws 14"x20"x1" Rd. Hd	
*		2	" Screw Nuts 14"x20	
	00826 O	1	" Screen	
	827 O	1	" Bulb	
	00828 O	1	" Tube	
*		2	" " Screws 12"x24"x1½"	
	00829 O	1	" Reed	

Tool Box

	Stock No.	No. per Car		Price
*	866 H	1	Tool Box Mat	
	0867 H	2	" " " Moulding (Sides)	
	0867¼H	2	" " " " (End)	
	00867½F	4	" " " " (Corners)	
*	868 G	4	" " Humpers	
*	875 H	1	" "	
*	876½H	1	" " Tray	
*	877 H	1	" " Cover	
	00878 E	2	" " Hinge	
*	S00878 O	2	" " " Pin	
	00878½E	1	" " Hasp	
	00879 E	1	" " " Catch	
	00880 E	1	" " Lock	
	0880½E	2	" " " Keys	
	897 H	1	" " Lid Tool Case	

Cape Top

	Stock No.	No. per Car		Price
	0650 O	1	Cape Top Support R. H. Rear	
	00650¼O	2	" " " Rest	
	S0650¼ K	2	" " " " Set Screw 5/16"	
	0650½O	1	" " " L. H. Rear	
	650¾ O	2	" " " Straps ¾"x41"	
	0651 O	2	" " " Front	
	0652 O	2	" " " Rear	
	00654 F	2	" " " Wing Nuts	
	00658¾G	2	" " " Strap Buckles ¾"	
	00668 O	4	" " Rear Bow Strap Loops	
*	1050 O	1	" " Front Bow	
*	1051 O	1	" " " Center Bow	
	01052 O	1 Set	" " Bow Socket Front R H	
	01052⅛O	1 Set	" " " " " L. H	
*	1053 O	1	" " " Rear Center	
*	1053½O	1	Cape Top Bow Rear	
	01054 O	1 Set	" " " " Sockets Rear R. H	
	01054½O	1 Set	" " " " " L. H	
	1056 O	2	" " Rear Bow Straps 1"x54"	
	001056½O	2	" " " " Strap Buckles 1"	
	1057 O	2	" " Front Bow Straps 1⅛"x72"	
	001057½O	2	" " " " Strap Buckles 1⅛"	
	001058	2	" " " " " Snaps 1⅛"	
	001058½O	2	" " " " " Screw Eyes	
*	1060 O	1	" " " Curtain	
	1060½G	3	" " " " Hold Up Straps	
*	1061 O	1	" " " " Light R. H	
*	1062 O	1	" " " " " L. H	
	001064 K	6	" " Male Bow Separator	
	001064½K	6	" " Female Bow Separator	
*	1070 O	1	" " Side Curtain R. H. Front	
*	1070½O	1	" " " " " Center	
*	1071 O	1	" " " " " Rear	
*	1072 O	1	" " " " L. H. Front	
*	1072½O	1	" " " " " Center	
*	1073 O	1	" " " " " Rear	
*	1074 O	1	" " Quarter Stay R. H	
*	1074½O	1	" " " " L. H	
*	1075 O	1	" " Rear Curtain	
	1077 O	2	" " " " Straps	
*	001077¼G	2	" " " " Strap Buttons	
*	1077½O	1	" " " " Light	
*	1080 O	1	" " Side Curtain Light R. H. Front	
*	1080½O	1	" " " " " L. H. Front	
*	1081 O	1	" " " " " R. H. Rear	
*	1081½O	1	" " " " " L. H. Rear	
*	1085 O	1	" " Dust Cover	
	001092½G	23	" " No. 10 Peerless Fasteners	
	001093 G	10	" " No. 15 Peerless Fasteners	
	001093½G	16	" " No. 8 Peerless Fasteners	
	001094 G	6	" " No. 101 Murphy Fasteners	
	001094½G	2	" " No. 102 Murphy Fasteners	
*		8	" " 1"-10 Fl. Hd. Wood Screws	
*		10	" " 1" -6 " " " "	
*		24	" " ¾"-6 " " " "	
*		6	" " ½"-5 " " " "	
	S00296 F	6	" " Support Nuts ⅝"	
	S00296 O	2	" " " Nut Center 7/16"	
	001097 G	49	" " Peerless Fastener Washers	
	001097½G	8	" " Murphy Fastener Washers	
	001055 K	2	" " Rear Bow Plates	

The White Company, Cleveland, Ohio

Parts Marked "*" Not Shown.

Acetylene Tanks and Piping, Lamp Brackets, Luggage Carrier and Tire Holder

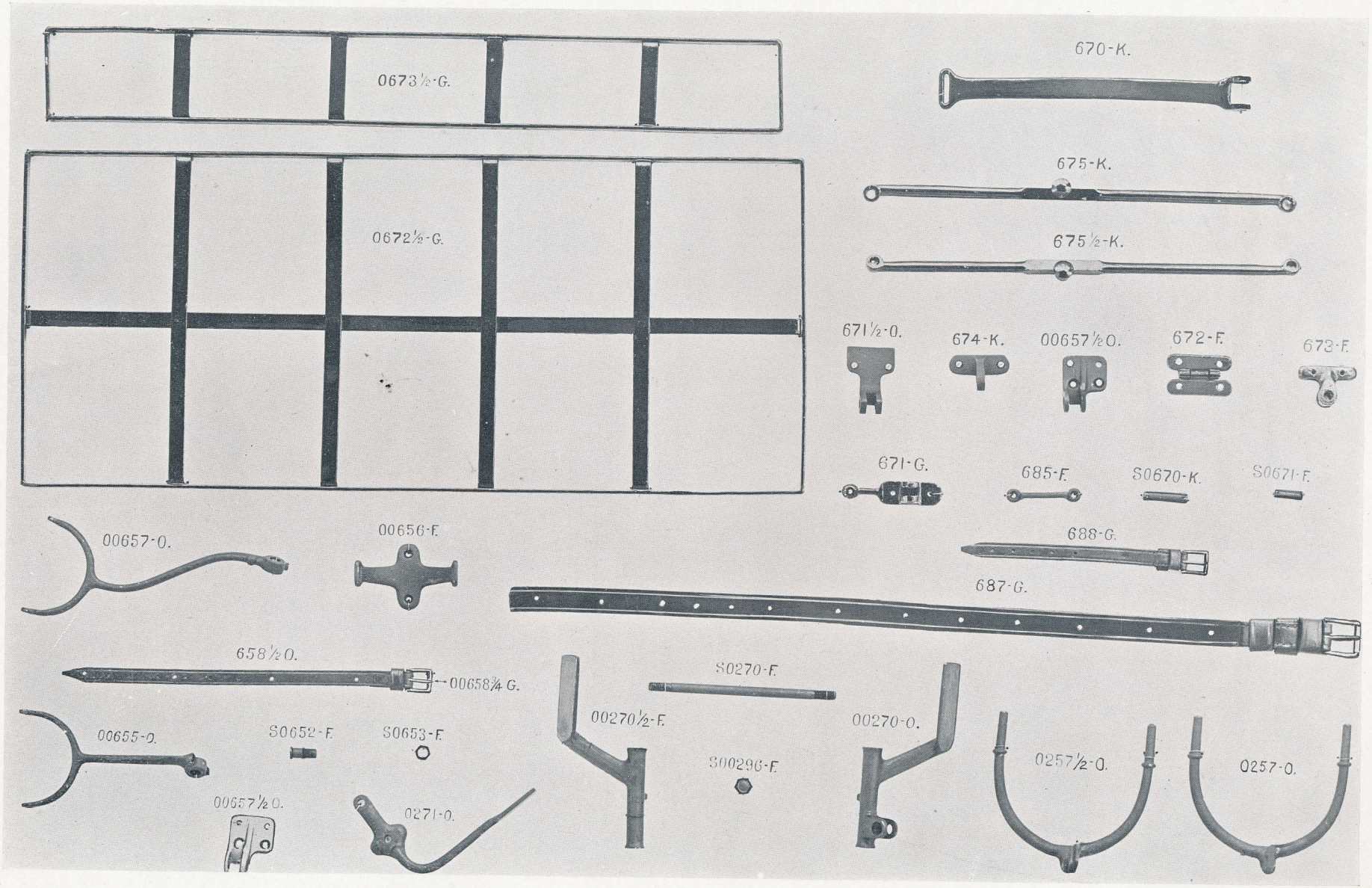

Acetylene Tanks and Piping, Lamp Brackets, Luggage Carrier and Tire Holder

Acetylene Gas Pipe and Tanks

Stock No.	No. per Car		Price
* 00984 O	1	Acet. Gas Line (00987 to 00989)	
* 00984½O	1	" " " (00989 to 00986)	
* 00985 O	1	" " " (00986 to 001115)	
* 00985½O	1	" " " (00986 to 001115½)	
* 00986 F	1	" " " Tee	
* 00987 O	1	" " Generator No. 712	
* 00988 O	1	" " Tank No. E	
* 988½O	2	" " " Bracket	
*	4	" " " Bracket Bolts	
*	4	" " " " Bolt Nuts	
* 00989 F	1	" " Line Union	
* 991 F	1	" " " Hose (On Gen.)	
* 992 F	2	" " " " (On Lamps)	
* 00993 F	3	" " " Pet Cock	

Luggage Carrier

Stock No.	No. per Car		Price
670 K	2	Luggage Carrier Hamper Support	
S0670 K	2	" " " Pin 7/16"x2"	
671 G	2	" " Joint Body Hinge	
S0671 F	2	" " " " " Pin 7/16"x1¼"	
S0671 F	2	" " Joint Frame Hinge Pin 7/16"x1¼"	
671½O	2	" " Body Frame Hinge	
672 F	3	" " Frame Hinge Female	
*S00672 F	3	" " Frame Hinge Pin 3/16"x1 15/16"	
672¼F	3	" " Frame Hinge Male W/672-F	
0672½G	1	" " Frame Large	
673 F	2	" " Joint Frame Hinge	
673½G	1	" " Frame Small	
674K	2	" " Hamper Support Frame Hinge	
675 K	2	" " Joint Upper Half	
675½K	2	" " " Lower "	
685 F	3	" " Putman Loops	
* 686 O	1	" " Hamper	
687 G	2	" " Frame Strap 1¼" x72"	
688 G	2	Luggage Carrier Joint Straps ¾"x12"	
00658¾G	2	" " Strap Buckles	

Tire Holders

Stock No.	No. per Car		Price
S0652 F	2	Rear and Front Tire Holder Bolt	
S0653 F	2	" " " " " " Nut	
00655 O	1	Tire Holder Front	
00656 F	1	" " Center	
*	2	¼"x½" Stove Bolts	
*	2	¼" Stove Bolt Nuts	
00657 O	1	Tire Holder	
00657½O	1	" " Hinge	
*	2	¼"x1½" Stove Bolts	
*	2	¼" Stove Bolt Nuts	
*	2	1"-12 Wood Screws	
658½O	3	Tire Holder Straps ¾"x15"	
00658¾G	3	" " Strap Buckles ¾"	
* 659 O	1	Tire Cover	
* 659¾O	1	" " Laces	

Oil Lamp Bracket

Stock No.	No. per Car		Price
00270 O	1	Dash Lamp Bracket R. H.	
S0270 E	2	" " " Studs ½"x7¼"	
00270½F	1	" " " L. H.	
0271 O	1	Tail " "	
*	2	" " " Rd. Hd. Rivets 5/16"x1"	
S00296 F	4	Dash " " Stud Nuts	
S00652 F	1	" " " Clamp Bolt	
S00653 F	1	" " " " " Nut	

Gas Lamp Bracket

Stock No.	No. per Car		Price
0257 O	1	Solar Lamp Bracket R. H.	
*	2	" " " Rivets Rd. Hd. 5/16"x1¼"	
*	2	" " " Rivets Rd. Hd. 5/16"x1"	
0257½O	1	" " " L. H.	

The White Company, Cleveland, Ohio

Parts marked "*" Not Shown.

Engine Apron



Engine Apron

Stock No.	No. per Car		Price
620 O	1	Engine Apron Complete	
0621 O	1	" " Front Section	
0621½O	1	" " Center "	
622 O	1	" " Rear "	
623 O	1	" " Mud Shield R. H	
624 O	1	" " " " L. H	

The White Company, Cleveland, Ohio

Parts marked with "*" Not Shown.

Frame, Springs and Dash

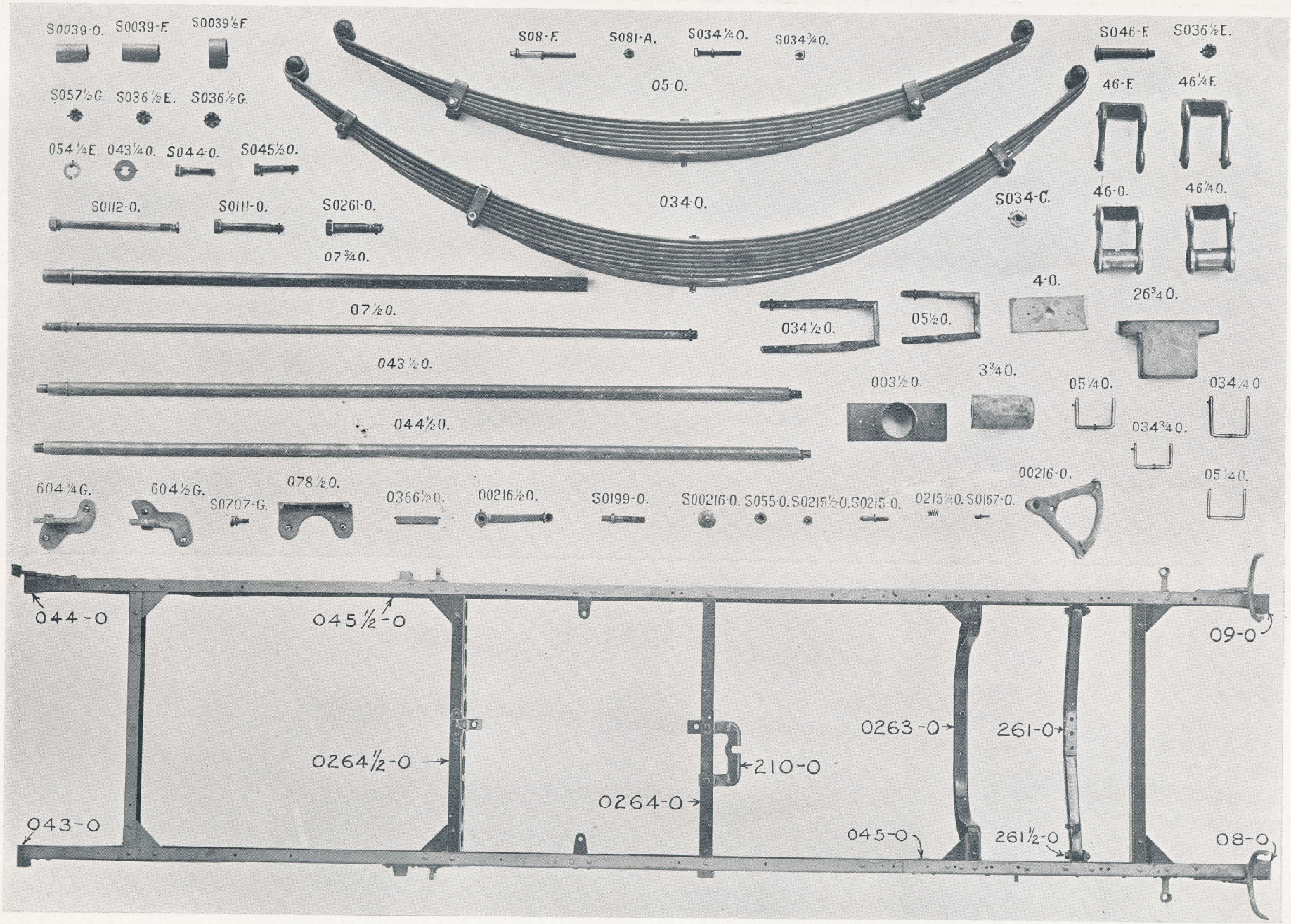

Frame, Springs and Dash

Front Springs

Stock No.	No. Per Car		Price
003½O	2	Front Spring Bumper Castings	
3¾O	2	" " Bumpers	
4 O	2	" " Shims	
05 O	2	" Springs	
05¼O	2	" Spring Leaf Clips	
S034¼O	2	" " " Clip Bolts	
S034¾ O	2	" " " " Bolt Nuts	
05½O	2	" " Clips	
S08 F	2	" " Dowell Pins	
S081 A	2	" " " Pin Nuts	
S034 C	16	" " Clips Nuts	
46 F	1	" " Yoke R. H	
S046 F	4	" " " Bolts	
S036½E	4	" " " " Nuts	
46¼F	1	" " " L. H	

Rear Spring

S08 F	2	Rear Spring Dowell Pins	
S081 A	2	" " " Nuts	
26¾O	2	" " Bumpers	
034 O	2	" "	
034¼O	2	" " Leaf Clips (Rear)	
034¾O	2	" " " " (Forward)	
034½O	2	" " Clips	
S034 C	16	" " " Nuts	
S034¼O	3	" " Leaf Clip Bolts	
S034¾O	3	" " " " " Nuts	
46 O	1	" " Yoke R. H	
46¼O	1	" " " L. H	
S046 F	2	" " " Bolts	
S036½E	2	" " " " Nuts	

Dash

* 274 O	1	Dash	
* 272 O	1	" Iron R. H	
* 272½O	1	" " L. H	
* 273 O	1	" Wind Shield R. H	
* 273½O	1	" " " L. H	
S0199 O	1	" Cyl. Cock Lever Shaft	
S0215 O	1	" " " " Plunger	
0215¼O	1	" " " " " Spring	
0366½O	1	" " " " Shaft Extension	
S0215½O	1	" " " " Plunger Lock Nut	
00216½O	1	" " " "	
00216 O	1	" " " " Plate	
S00216 O	1	" " " " Plunger Nut	
S0167 O	1	" " " " Taper Pin	
S055 O	1	" " " " Plate Nut	
604½G	1	" Board Hood Bracket R. H. Rear	
604¾G	1	" " " " L. H. Rear	
S0707 G	4	" " " " Screws	
078½O	1	" " Start and Cut Off Spg. Clip	

Car Frame

Stock No.	No. Per Car		Price
07½O	1	Front Spring Horn Tie Rod ½"x33¾"	
07¾O	1	" " " " " Tube ¾"x9/16x28"	
08 O	1	" " " R. H	
09 O	1	" " " L. H	
S036½G	2	Rear Spring Tie Rod Nuts	
S036½G	2	Front Spring Tie Rod Nuts	
* 39 O	2	Foot Brake Shaft Brackets (Front)	
* 39 F	1	Hand Brake Shaft Bracket	
S0039 F	1	" " " " Bushing	
S0039 O	3	Rear and Front Foot Brake Shaft Bracket Bushing	
* 39½O	1	" Foot Brake Shaft Bracket R. H	
* 39½F	1	Reverse Shaft Bracket	
S0039½F	2	" " " Bushing	
* 39¾O	1	Rear Foot Brake Shaft Bracket L. H	
043 O	1	" Spring Horn R. H	
043¼O	2	" " " Rod Washers 1⅛" ½"x⅛"	
043¼O	2	" Rear Body Loop Rod Washer 1⅛"x½"x⅛"	
043½O	1	" " " " ¾"x39 11/16"	
044 O	1	" Spring Horn L. H	
S044 O	2	" " " Binder Bolts ⅜"x1 21/32"	
044½O	1	" " " Tie Rod ¾"x40 5/16"	
045 O	2	Front Body Loops	
045½O	2	Rear Body Loops	
S045½O	2	" " " Binder Bolts ⅜"x1 25/32"	
054¼E	2	Front Spring Horn Bolt Lock Washer ½"	
S057½G	2	Rear Spring Horn Clamp Bolt Nuts ⅜"-16" Hex	
S057½G	2	" Body Loops Clamp Bolt Nuts ⅜"-16" Hex	
261 O	1	Front Engine Girt	
S0261 O	2	" " " Bolt ½"x2 9/16" Hex	
261½O	2	" " " Brackets	
0263 O	1	Rear Engine Support	
0264 O	1	Boiler Support Front 31¾"	
0264½O	1	" " Rear	
* 0265 O	1	Gasoline Tank Support	
210 O	1	Hand Water Pump Brackets	
0266 O	1	Car Frame (Complete)	
* 275 O	1	" " Deck Board R. H	
* 275½O	1	" " " " L. H	
* 276 O	1	" " Strip R. H	
* 276½O	1	" " " L. H	
* 276¾O	1	" " " Rear	
S036½E	4	" " Engine Leg Bolt Nuts 7/16" Hex	
S036½G	2	" " " Front Girt Bolt Nuts	
S0111 O	2	" " " Girt Bolt Front 7/16"x3¼"	
S0112 O	2	" " " " " Rear 7/16"x6⅜"	
0265½O	2	" " Bumper Brackets	

The White Company, Cleveland, Ohio

Parts Marked "*" Not Shown.

THE BRITTON PRINTING CO.
CLEVELAND